

Why you choose LONGMECH Three-Lobe Roots Blower?

為何選擇龍鐵三葉魯式鼓風機？

■ 較低的能源損耗

三葉式的設計能減少逆流對轉子的壓力，相對地也減少能源的損耗。

■ LOWER ENERGY CONSUMPTION

Three-lobe design controls pressure of rotor to reduce energy consumption.

為何可選擇龍鐵三葉魯式鼓風機？

- 較低的能源損耗
三葉式的設計能減少逆流對轉子的壓力，相對地也減少能源的損耗。

- LOWER ENERGY CONSUMPTION
Three lobes' design control backflow pressure to rotor so reduce energy consumption.



- 較低的噪音
壓力脈衝是主要的噪音源，三葉式鼓風機能有效地降低噪音達5dB。
- LOWER NOISE
Pressure pluses are the major noise source of blower. Three lobes' design can efficiently reduce noise by approximately 5dB.
- 轉軸壽命延長
由於葉輪傳遞的震動減少，得以延長軸承壽命達20%。
- LONGER BEARING LIFE
Less vibration transmitted through the lobe results approximately

■ 較低的噪音

壓力脈衝是主要的噪音源，三葉式鼓風機能有效地降低噪音達5dB。

■ LOWER NOISE

Pressure pluse is the major noise source of blower.

Three-lobe design can efficiently reduce noise by approximately 5dB.

■ 轉軸壽命延長


由於葉輪傳遞的震動減少，得以延長軸承壽命達20%。

■ LONGER BEARING LIFE

Less vibration transmitted through the lobe extend 20% longer bearing life.

傳統二葉式鼓風機壓力震幅大，造成震動及噪音，縮短軸承、齒輪及其他傳動元件的壽命。

Conventional blowers pressure pluses cause noise and vibration, shorten the life time of bearing, gear and other drive components.



LT型性能表（壓送式）

LT TYPE PERFORMANCE TABLE (FOR PRESSURE)

TYPE	RPM	1000mmAq		2000mmAq		3000mmAq		4000mmAq		5000mmAq		6000mmAq		7000mmAq		8000mmAq	
		Qs	La	Qs	La	Qs	La	Qs	La	Qs	La	Qs	La	Qs	La	Qs	La
LT-040	1650	0.60	0.19	0.57	0.37	0.54	0.53	0.51	0.67	0.49	0.81	0.48	0.94				
	1800	0.68	0.21	0.64	0.40	0.61	0.57	0.59	0.74	0.57	0.88	0.55	1.02				
	1950	0.75	0.23	0.71	0.43	0.69	0.62	0.66	0.80	0.64	0.96	0.62	1.11				
	2100	0.83	0.24	0.79	0.47	0.76	0.67	0.74	0.86	0.71	1.03	0.70	1.19				
	2250	0.90	0.26	0.86	0.50	0.84	0.72	0.81	0.92	0.79	1.11	0.77	1.28				
	2400	0.97	0.28	0.94	0.53	0.91	0.77	0.88	0.98	0.86	1.18	0.85	1.36				
	2550	1.05	0.30	1.01	0.57	0.98	0.81	0.96	1.04	0.94	1.25	0.92	1.45				
LT-050	850	0.99	0.41	0.79	0.80	0.64	1.16	0.50	1.51	0.38	1.84	0.29	2.15	0.21	2.45	0.15	2.74
	1000	1.31	0.48	1.11	0.94	0.96	1.37	0.82	1.77	0.70	2.16	0.61	2.53	0.53	2.88	0.47	3.22
	1150	1.63	0.56	1.44	1.08	1.28	1.57	1.15	2.04	1.02	2.49	0.93	2.91	0.86	3.32	0.79	3.71
	1300	1.95	0.63	1.76	1.22	1.61	1.78	1.47	2.31	1.34	2.81	1.25	3.29	1.18	3.75	1.12	4.19
	1450	2.27	0.70	2.08	1.36	1.93	1.98	1.79	2.57	1.67	3.13	1.58	3.67	1.50	4.18	1.44	4.67
	1600	2.60	0.77	2.40	1.50	2.25	2.19	2.11	2.84	1.99	3.46	1.90	4.05	1.82	4.61	1.76	5.16
	1750	2.92	0.85	2.72	1.64	2.57	2.39	2.43	3.11	2.31	3.78	2.22	4.43	2.14	5.05	2.08	5.64
LT-065	850	2.07	0.62	1.89	1.21	1.71	1.76	1.55	2.29	1.41	2.78	1.29	3.26	1.19	3.71	1.09	4.15
	1000	2.58	0.73	2.41	1.42	2.22	2.07	2.07	2.69	1.93	3.27	1.81	3.83	1.71	4.37	1.60	4.88
	1150	3.10	0.84	2.93	1.64	2.74	2.38	2.58	3.09	2.45	3.77	2.33	4.41	2.22	5.03	2.12	5.62
	1300	3.62	0.95	3.45	1.85	3.26	2.69	3.10	3.50	2.96	4.26	2.84	4.99	2.74	5.68	2.64	6.35
	1450	4.13	1.06	3.96	2.06	3.77	3.01	3.62	3.90	3.48	4.75	3.36	5.56	3.26	6.34	3.15	7.08
	1600	4.65	1.17	4.48	2.28	4.29	3.32	4.13	4.30	4.00	5.24	3.88	6.14	3.77	6.99	3.67	7.81
	1750	5.17	1.28	5.00	2.49	4.81	3.63	4.65	4.71	4.51	5.73	4.39	6.71	4.29	7.65	4.19	8.55
LT-080	850	3.24	1.12	2.87	2.14	2.54	3.08	2.23	3.94	1.95	4.73	1.70	5.47	1.48	6.15	1.28	6.79
	1000	4.14	1.32	3.77	2.52	3.44	3.62	3.13	4.63	2.85	5.57	2.60	6.44	2.38	7.24	2.18	7.99
	1150	5.04	1.51	4.67	2.90	4.34	4.16	4.03	5.33	3.75	6.40	3.50	7.40	3.28	8.33	3.08	9.19
	1300	5.94	1.71	5.57	3.27	5.24	4.71	4.93	6.02	4.65	7.24	4.40	8.37	4.18	9.41	3.98	10.39
	1450	6.84	1.91	6.47	3.65	6.14	5.25	5.83	6.72	5.55	8.07	5.30	9.33	5.08	10.50	4.88	11.58
	1600	7.74	2.11	7.37	4.03	7.04	5.79	6.73	7.41	6.45	8.91	6.20	10.30	5.98	11.58	5.78	12.78
	1750	8.64	2.30	8.27	4.41	7.94	6.33	7.63	8.11	7.35	9.75	7.10	11.26	6.88	12.67	6.68	13.98
LT-100	850	5.80	1.57	5.19	3.00	4.65	4.31	4.16	5.51	3.74	6.63	3.36	7.66	3.03	8.62	2.74	9.5
	1000	7.06	1.84	6.45	3.53	5.91	5.07	5.42	6.49	5.00	7.80	4.62	9.01	4.29	10.14	4.00	11.19
	1150	8.32	2.12	7.71	4.05	7.17	5.83	6.68	7.46	6.26	8.97	5.88	10.36	5.55	11.66	5.26	12.86
	1300	9.58	2.40	8.97	4.58	8.43	6.59	7.94	8.43	7.52	10.14	7.14	11.71	6.81	13.18	6.52	14.54
	1450	10.84	2.67	10.23	5.11	9.69	7.35	9.20	9.41	8.78	11.31	8.40	13.06	8.07	14.70	7.78	16.22
	1600	12.10	2.95	11.49	5.64	10.95	8.11	10.46	10.38	10.04	12.47	9.66	14.42	9.33	16.22	9.04	17.90
	1750	13.36	3.23	12.75	6.17	12.21	8.87	11.72	11.35	11.30	13.64	10.92	15.77	10.59	17.74	10.30	19.57
LT-125S	750	8.13	2.05	7.43	3.91	6.80	5.62	6.22	7.20	5.72	8.66	5.25	10.01	4.83	11.26	4.46	12.42
	900	10.02	2.46	9.32	4.70	8.69	6.75	8.11	8.64	7.61	10.39	7.14	12.01	6.72	13.51	6.35	14.91
	1050	11.91	2.86	11.21	5.48	10.58	7.87	10.00	10.08	9.50	12.12	9.03	14.01	8.61	15.76	8.24	17.39
	1200	13.80	3.27	13.10	6.26	12.47	9.00	11.89	11.52	11.39	13.85	10.92	16.01	10.50	18.01	10.13	19.88
	1350	15.69	3.68	14.99	7.04	14.36	10.12	13.78	12.96	13.28	15.58	12.81	18.01	12.39	20.27	12.02	22.36
	1500	17.58	4.09	16.88	7.83	16.25	11.25	15.67	14.40	15.17	17.31	14.70	20.01	14.28	22.52	13.91	24.85

LT型性能表 (壓送式)

LT TYPE PERFORMANCE TABLE (FOR PRESSURE)

TYPE	RPM	Qs(m ³ /min)				PRESSURE(mmAq)						La(Kw)					
		1000mmAq		2000mmAq		3000mmAq		4000mmAq		5000mmAq		6000mmAq		7000mmAq		8000mmAq	
		Qs	La	Qs	La	Qs	La	Qs	La	Qs	La	Qs	La	Qs	La	Qs	La
LT-125	750	10.29	2.59	9.42	4.96	8.62	7.13	7.88	9.12	7.25	10.97	6.66	12.67	6.11	14.26	5.65	15.74
	900	12.69	3.11	11.81	5.95	11.01	8.55	10.28	10.95	9.64	13.16	9.05	15.21	8.51	17.11	8.04	18.89
	1050	15.08	3.63	14.20	6.94	13.41	9.98	12.67	12.77	12.03	15.35	11.44	17.74	10.90	19.97	10.44	22.04
	1200	17.48	4.15	16.60	7.93	15.80	11.40	15.07	14.59	14.43	17.55	13.84	20.28	13.29	22.82	12.83	25.18
	1350	19.87	4.66	18.99	8.92	18.19	12.83	17.46	16.42	16.82	19.74	16.23	22.81	15.69	25.67	15.23	28.33
	1500	22.26	5.18	21.39	9.91	20.59	14.25	19.85	18.24	19.22	21.93	18.63	25.35	18.08	28.52	17.62	31.48
	1650	24.66	5.70	23.78	10.90	22.98	15.68	22.25	20.07	21.61	24.13	21.02	27.88	20.48	31.38	20.01	34.63
LT-150	750	13.32	3.34	12.62	6.39	11.98	9.19	11.40	11.76	10.87	14.14	10.39	16.34	10.00	18.39	9.61	20.30
	900	16.40	4.01	15.70	7.67	15.06	11.03	14.49	14.11	13.95	16.97	13.48	19.61	13.09	22.07	12.70	24.36
	1050	19.49	4.68	18.79	8.95	18.15	12.86	17.58	16.47	17.04	19.80	16.57	22.88	16.18	25.75	15.78	28.41
	1200	22.58	5.35	21.88	10.23	21.24	14.70	20.66	18.82	20.13	22.62	19.65	26.15	19.26	29.42	18.87	32.47
	1350	25.66	6.02	24.96	11.50	24.33	16.54	23.75	21.17	23.21	25.45	22.74	29.42	22.35	33.10	21.96	36.53
	1500	28.75	6.68	28.05	12.78	27.41	18.38	26.84	23.52	26.30	28.28	25.83	32.69	25.44	36.78	25.05	40.59
	1650	31.84	7.35	31.14	14.06	30.50	20.21	29.92	25.88	29.39	31.11	28.91	35.96	28.52	40.46	28.13	44.65
LT-200	600	17.01	4.84	15.95	9.27	15.04	13.32	14.21	17.06	13.53	20.51	12.93	23.71	12.40	26.68	11.98	29.45
	750	22.68	6.05	21.62	11.58	20.71	16.65	19.88	21.32	19.20	25.64	18.60	29.64	18.07	33.36	17.65	36.82
	900	28.35	7.27	27.29	13.90	26.38	19.98	25.55	25.59	24.87	30.77	24.27	35.57	23.74	40.03	23.32	44.18
	1050	34.02	8.48	32.96	16.22	32.05	23.32	31.22	29.85	30.54	35.89	29.94	41.49	29.41	46.70	28.99	51.55
	1200	39.69	9.69	38.63	18.53	37.72	26.65	36.89	34.12	36.21	41.02	35.61	47.42	35.08	53.37	34.66	58.91
	1350	45.36	10.90	44.30	20.85	43.39	29.98	42.56	38.38	41.88	46.15	41.28	53.35	40.75	60.04	40.33	66.27
	1500	51.03	12.11	49.97	23.17	49.06	33.31	48.23	42.65	47.55	51.28	46.95	59.28	46.42	66.71	46.00	73.64
LT-200A	600	27.72	7.40	26.22	14.16	24.89	20.35	23.68	26.06	22.58	31.34	21.60	36.23	20.73	40.77	19.98	45.00
	750	36.38	9.25	34.88	17.70	33.55	25.44	32.34	32.58	31.24	39.17	30.26	45.28	29.39	50.96	28.64	56.25
	900	45.05	11.10	43.54	21.24	42.22	30.53	41.00	39.09	39.91	47.01	38.92	54.34	38.06	61.15	37.31	67.50
	1050	53.71	12.95	52.21	24.77	50.88	35.62	49.67	45.61	48.57	54.84	47.59	63.39	46.72	71.34	45.97	78.75
	1200	62.37	14.80	60.87	28.31	59.54	40.71	58.33	52.12	57.23	62.67	56.25	72.45	55.38	81.54	54.63	90.00
	1350	71.03	16.65	69.53	31.85	68.20	45.80	66.99	58.64	65.89	70.51	64.91	81.51	64.04	91.73	63.29	101.2
	1500	79.70	18.50	78.19	35.39	76.87	50.89	75.65	65.16	74.56	78.34	73.57	90.56	72.71	101.9	71.96	112.5
LT-250	600	27.72	7.40	26.22	14.16	24.89	20.35	23.68	26.06	22.58	31.34	21.60	36.23	20.73	40.77	19.98	45.00
	750	36.38	9.25	34.88	17.70	33.55	25.44	32.34	32.58	31.24	39.17	30.26	45.28	29.39	50.96	28.64	56.25
	900	45.05	11.10	43.54	21.24	42.22	30.53	41.00	39.09	39.91	47.01	38.92	54.34	38.06	61.15	37.31	67.50
	1050	53.71	12.95	52.21	24.77	50.88	35.62	49.67	45.61	48.57	54.84	47.59	63.39	46.72	71.34	45.97	78.75
	1200	62.37	14.80	60.87	28.31	59.54	40.71	58.33	52.12	57.23	62.67	56.25	72.45	55.38	81.54	54.63	90.00
	1350	71.03	16.65	69.53	31.85	68.20	45.80	66.99	58.64	65.89	70.51	64.91	81.51	64.04	91.73	63.29	101.2
	1500	79.70	18.50	78.19	35.39	76.87	50.89	75.65	65.16	74.56	78.34	73.57	90.56	72.71	101.9	71.96	112.5
LT-250A	600	39.45	10.36	37.54	18.02	35.93	25.92	34.56	33.71	33.33	41.48	32.19	49.20	31.19	56.8	30.35	64.3
	750	50.92	12.95	49.00	22.52	47.40	32.40	46.02	42.14	44.80	51.85	43.65	61.50	42.66	71.0	41.82	80.4
	900	62.38	15.53	60.47	27.03	58.87	38.88	57.49	50.57	56.27	62.22	55.12	73.80	54.13	85.2	53.29	96.5
	1050	73.85	18.12	71.94	31.53	70.33	45.36	68.96	58.99	67.73	72.59	66.59	86.10	65.59	99.4	64.75	112.6
	1200	85.32	20.71	83.41	36.04	81.80	51.84	80.43	67.42	79.20	82.96	78.06	98.39	77.06	113.6	76.22	128.7
	1350	96.79	23.30	94.87	40.54	93.27	58.32	91.89	75.85	90.67	93.33	89.52	110.7	88.53	127.8	87.69	144.7
	1500	108.3	25.89	106.3	45.05	104.7	64.80	103.4	84.28	102.1	103.7	101.0	123.0	100.0	142.0	99.16	160.8

LT型性能表（壓送式）

LT TYPE PERFORMANCE TABLE (FOR PRESSURE)

TYPE	RPM	Qs(m ³ /min)				PRESSURE(mmAq)						La(Kw)					
		1000mmAq		2000mmAq		3000mmAq		4000mmAq		5000mmAq		6000mmAq		7000mmAq		8000mmAq	
		Qs	La	Qs	La	Qs	La	Qs	La	Qs	La	Qs	La	Qs	La	Qs	La
LT-300	600	58.94	14.44	55.49	25.88	53.71	37.23	52.04	47.70	50.48	58.83	49.26	68.88	47.59	79.49	46.70	88.83
	750	75.62	18.06	72.17	32.35	70.39	46.54	68.72	59.63	67.16	73.53	65.94	86.10	64.27	99.36	63.38	111.0
	900	92.30	21.67	88.85	38.82	87.07	55.85	85.40	71.55	83.84	88.24	82.62	103.3	80.95	119.2	80.06	133.3
	1050	109.0	25.28	105.5	45.29	103.7	65.16	102.1	83.48	100.5	102.9	99.30	120.5	97.63	139.1	96.74	155.5
	1200	125.7	28.89	122.2	51.76	120.4	74.46	118.8	95.41	117.2	117.7	116.0	137.8	114.3	159.0	113.4	177.7
	1350	142.3	32.50	138.9	58.23	137.1	83.77	135.4	107.3	133.9	132.4	132.7	155.0	131.0	178.8	130.1	199.9
	1500	159.0	36.11	155.6	64.70	153.8	93.08	152.1	119.3	150.6	147.1	149.3	172.2	147.7	198.7	146.8	222.1
LT-300A	600	88.3	21.07	85.0	37.30	82.3	53.64	80.0	71.4	78.1	87.0	76.1	103.1	74.5	119.0	72.5	136.5
	700	104.7	24.58	101.4	43.52	98.7	62.58	96.4	83.3	94.5	101.5	92.5	120.3	90.9	138.9	88.9	159.3
	800	121.1	28.10	117.8	49.74	115.1	71.52	112.8	95.2	110.9	116.0	108.9	137.5	107.3	158.7	105.3	182.1
	900	137.5	31.61	134.2	55.95	131.5	80.46	129.2	107.1	127.3	130.5	125.3	154.7	123.7	178.6	121.7	204.8
	1000	153.9	35.12	150.6	62.17	147.9	89.39	145.6	119.0	143.7	145.0	141.7	171.9	140.1	198.4	138.1	227.6
	1100	170.3	38.63	167.0	68.39	164.3	98.33	162.0	130.9	160.1	159.5	158.1	189.1	156.5	218.2	154.5	250.3
	1200	186.7	42.15	183.4	74.60	180.7	107.3	178.4	142.8	176.5	174.0	174.5	206.3	172.9	238.1	170.9	273.1
LT-350	600	138.3	32.31	133.1	58.00	129.0	83.48	125.2	109.6	121.9	134.1	119.1	160.3	116.3	182.7	113.5	212.3
	700	163.8	37.70	158.6	67.67	154.5	97.39	150.7	127.9	147.4	156.4	144.6	187.1	141.8	213.2	139.0	247.7
	800	189.3	43.08	184.1	77.33	180.0	111.3	176.2	146.2	172.9	178.8	170.1	213.8	167.3	243.7	164.5	283.1
	900	214.8	48.47	209.6	87.00	205.5	125.2	201.7	164.5	198.4	201.1	195.6	240.5	192.8	274.1	190.0	318.5
	1000	240.3	53.85	235.1	96.67	231.0	139.1	227.2	182.7	223.9	223.4	221.1	267.2	218.3	304.6	215.5	353.9
	1100	265.8	59.24	260.6	106.3	256.5	153.0	252.7	201.0	249.4	245.8	246.6	294.0	243.8	335.0	241.0	389.2
	1200	291.3	64.62	286.1	116.0	282.0	167.0	278.2	219.3	274.9	268.1	272.1	320.7	269.3	365.5	266.5	424.6
LT-400	600	236.3	53.28	230.3	95.65	225.5	137.7	221.3	180.8	217.6	221.1	214.1	264.4	211.3	301.4	208.8	350.1
	650	257.4	57.73	251.4	103.6	246.5	149.1	242.3	195.9	238.6	239.5	235.2	286.5	232.3	326.5	229.8	379.3
	700	278.4	62.17	272.4	111.6	267.5	160.6	263.3	210.9	259.6	257.9	256.2	308.5	253.4	351.6	250.8	408.5
	750	299.4	66.61	293.4	119.6	288.6	172.1	284.4	226.0	280.7	276.4	277.2	330.5	274.4	376.7	271.9	437.7
	800	320.4	71.05	314.4	127.5	309.6	183.6	305.4	241.1	301.7	294.8	298.2	352.6	295.4	401.8	292.9	466.8
	850	341.5	75.49	335.5	135.5	330.6	195.0	326.4	256.1	322.7	313.2	319.3	374.6	316.4	426.9	313.9	496.0
	900	362.5	79.93	356.5	143.5	351.6	206.5	347.4	271.2	343.7	331.6	340.3	396.7	337.5	452.0	335.0	525.2

LTV型性能表（真空用）

LTV TYPE PERFORMANCE TABLE (FOR VACUUM)

TYPE	RPM	Qs(m ³ /min)				PRESSURE(mmAq)						La(Kw)					
		-1000mmAq		-2000mmAq		-2500mmAq		-3000mmAq		-3500mmAq		-4000mmAq		-4500mmAq		-5000mmAq	
		Qs	La	Qs	La	Qs	La	Qs	La	Qs	La	Qs	La	Qs	La	Qs	La
LTV-040	1650	0.60	0.19	0.58	0.37	0.55	0.44	0.51	0.50	0.50	0.56	0.48	0.62				
	1800	0.68	0.21	0.65	0.40	0.62	0.48	0.59	0.55	0.58	0.61	0.55	0.67				
	1950	0.75	0.23	0.72	0.43	0.70	0.51	0.66	0.59	0.65	0.67	0.62	0.73				
	2100	0.83	0.24	0.80	0.47	0.77	0.55	0.74	0.64	0.72	0.72	0.70	0.79				
	2250	0.90	0.26	0.87	0.50	0.85	0.59	0.81	0.69	0.80	0.77	0.77	0.84				
	2400	0.97	0.28	0.95	0.53	0.92	0.63	0.88	0.73	0.87	0.82	0.85	0.90				
	2550	1.05	0.30	1.02	0.57	0.99	0.67	0.96	0.78	0.95	0.87	0.92	0.95				
LTV-050	850	0.99	0.41	0.82	0.80	0.72	0.98	0.61	1.16	0.51	1.34	0.36	1.51	0.27	1.67	0.14	1.84
	1000	1.31	0.48	1.14	0.94	1.04	1.16	0.93	1.37	0.83	1.57	0.69	1.77	0.59	1.97	0.46	2.16
	1150	1.63	0.56	1.47	1.08	1.36	1.33	1.25	1.57	1.15	1.81	1.01	2.04	0.91	2.27	0.79	2.49
	1300	1.95	0.63	1.79	1.22	1.69	1.50	1.58	1.78	1.48	2.05	1.33	2.31	1.24	2.56	1.11	2.81
	1450	2.27	0.70	2.11	1.36	2.01	1.68	1.90	1.98	1.80	2.28	1.65	2.57	1.56	2.86	1.43	3.13
	1600	2.60	0.77	2.43	1.50	2.33	1.85	2.22	2.19	2.12	2.52	1.97	2.84	1.88	3.15	1.75	3.46
	1750	2.92	0.85	2.75	1.64	2.65	2.02	2.54	2.39	2.44	2.75	2.29	3.11	2.20	3.45	2.07	3.78
LTV-065	850	2.09	0.66	1.91	1.28	1.80	1.58	1.68	1.87	1.55	2.15	1.41	2.42	1.26	2.69	1.09	2.95
	1000	2.60	0.78	2.43	1.51	2.32	1.86	2.19	2.20	2.07	2.53	1.92	2.85	1.77	3.16	1.60	3.47
	1150	3.12	0.89	2.95	1.73	2.84	2.14	2.71	2.53	2.58	2.91	2.44	3.28	2.29	3.64	2.12	3.99
	1300	3.64	1.01	3.46	1.96	3.35	2.41	3.23	2.86	3.10	3.29	2.96	3.71	2.81	4.11	2.64	4.51
	1450	4.15	1.13	3.98	2.19	3.87	2.69	3.74	3.19	3.62	3.67	3.47	4.13	3.32	4.59	3.15	5.03
	1600	4.67	1.24	4.50	2.41	4.39	2.97	4.26	3.52	4.13	4.05	3.99	4.56	3.84	5.06	3.67	5.55
	1750	5.19	1.36	5.01	2.64	4.90	3.25	4.78	3.85	4.65	4.42	4.51	4.99	4.36	5.54	4.19	6.08
LTV-080	850	3.24	1.12	2.83	2.14	2.60	2.62	2.36	3.08	2.10	3.52	1.83	3.94	1.54	4.34	1.23	4.73
	1000	4.14	1.32	3.73	2.52	3.50	3.08	3.26	3.62	3.00	4.14	2.73	4.63	2.44	5.11	2.13	5.57
	1150	5.04	1.51	4.63	2.90	4.40	3.54	4.16	4.16	3.90	4.76	3.63	5.33	3.34	5.88	3.03	6.40
	1300	5.94	1.71	5.53	3.27	5.30	4.01	5.06	4.71	4.80	5.38	4.53	6.02	4.24	6.64	3.93	7.24
	1450	6.84	1.91	6.43	3.65	6.20	4.47	5.96	5.25	5.70	6.00	5.43	6.72	5.14	7.41	4.83	8.08
	1600	7.74	2.11	7.33	4.03	7.10	4.93	6.86	5.79	6.60	6.62	6.33	7.41	6.04	8.18	5.73	8.91
	1750	8.64	2.30	8.23	4.41	8.00	5.39	7.76	6.33	7.50	7.24	7.23	8.11	6.94	8.94	6.63	9.75
LTV-100	850	5.79	1.57	5.19	3.00	4.85	3.67	4.48	4.31	4.09	4.92	3.67	5.51	3.22	6.08	2.74	6.63
	1000	7.05	1.84	6.45	3.53	6.11	4.31	5.74	5.07	5.35	5.79	4.93	6.49	4.48	7.15	4.00	7.80
	1150	8.31	2.12	7.71	4.05	7.37	4.96	7.00	5.83	6.61	6.66	6.19	7.46	5.74	8.23	5.26	8.97
	1300	9.57	2.40	8.97	4.58	8.63	5.61	8.26	6.59	7.87	7.53	7.45	8.43	7.00	9.30	6.52	10.14
	1450	10.83	2.67	10.23	5.11	9.89	6.25	9.52	7.35	9.13	8.40	8.71	9.41	8.26	10.37	7.78	11.31
	1600	12.09	2.95	11.49	5.64	11.15	6.90	10.78	8.11	10.39	9.27	9.97	10.38	9.52	11.45	9.04	12.47
	1750	13.35	3.23	12.75	6.17	12.41	7.55	12.04	8.87	11.65	10.14	11.23	11.35	10.78	12.52	10.30	13.64
LTV-125S	750	8.13	2.05	7.35	3.91	6.93	4.79	6.48	5.63	6.01	6.43	5.53	7.20	5.00	7.94	4.46	8.66
	900	10.02	2.46	9.24	4.70	8.82	5.75	8.37	6.75	7.90	7.72	7.42	8.64	6.89	9.53	6.35	10.39
	1050	11.91	2.86	11.13	5.48	10.71	6.70	10.26	7.88	9.79	9.00	9.31	10.08	8.78	11.12	8.24	12.12
	1200	13.80	3.27	13.02	6.26	12.60	7.66	12.15	9.00	11.68	10.29	11.20	11.52	10.67	12.71	10.13	13.85
	1350	15.69	3.68	14.91	7.04	14.49	8.62	14.04	10.13	13.57	11.57	13.09	12.96	12.56	14.30	12.02	15.59
	1500	17.58	4.09	16.80	7.83	16.38	9.58	15.93	11.25	15.46	12.86	14.98	14.40	14.45	15.89	13.91	17.32
	1650	19.47	4.50	18.69	8.61	18.27	10.53	17.82	12.38	17.35	14.14	16.87	15.84	16.34	17.48	15.80	19.05

LTV型性能表（真空用）

LTV TYPE PERFORMANCE TABLE (FOR VACUUM)

TYPE	RPM	Qs(m ³ /min)				PRESSURE(mmAq)						La(Kw)					
		-1000mmAq		-2000mmAq		-2500mmAq		-3000mmAq		-3500mmAq		-4000mmAq		-4500mmAq		-5000mmAq	
		Qs	La	Qs	La	Qs	La	Qs	La	Qs	La	Qs	La	Qs	La	Qs	La
LTV-125	750	10.29	2.59	9.30	4.96	8.78	6.06	8.20	7.13	7.61	8.14	7.01	9.12	6.34	10.06	5.65	10.97
	900	12.69	3.11	11.70	5.95	11.17	7.28	10.60	8.55	10.01	9.77	9.40	10.95	8.73	12.07	8.04	13.16
	1050	15.08	3.63	14.09	6.94	13.57	8.49	12.99	9.98	12.40	11.40	11.79	12.77	11.12	14.09	10.44	15.35
	1200	17.48	4.15	16.49	7.93	15.96	9.70	15.39	11.40	14.79	13.03	14.19	14.59	13.52	16.10	12.83	17.55
	1350	19.87	4.66	18.88	8.92	18.35	10.92	17.78	12.83	17.19	14.66	16.58	16.42	15.91	18.11	15.23	19.74
	1500	22.26	5.18	21.27	9.91	20.75	12.13	20.17	14.25	19.58	16.29	18.98	18.24	18.31	20.12	17.62	21.93
	1650	24.66	5.70	23.67	10.90	23.14	13.34	22.57	15.68	21.98	17.92	21.37	20.07	20.70	22.14	20.01	24.13
LTV-150	750	13.32	3.34	12.55	6.39	12.14	7.82	11.69	9.19	11.20	10.50	10.68	11.76	10.13	12.97	9.55	14.14
	900	16.40	4.01	15.64	7.67	15.23	9.38	14.78	11.03	14.28	12.60	13.77	14.11	13.21	15.57	12.64	16.97
	1050	19.49	4.68	18.73	8.95	18.32	10.95	17.86	12.86	17.37	14.70	16.86	16.47	16.30	18.16	15.72	19.80
	1200	22.58	5.35	21.81	10.23	21.40	12.51	20.95	14.70	20.46	16.80	19.94	18.82	19.39	20.76	18.81	22.62
	1350	25.66	6.02	24.90	11.50	24.49	14.07	24.04	16.54	23.54	18.90	23.03	21.17	22.47	23.35	21.90	25.45
	1500	28.75	6.68	27.99	12.78	27.58	15.64	27.12	18.38	26.63	21.00	26.12	23.52	25.56	25.95	24.98	28.28
	1650	31.84	7.35	31.08	14.06	30.66	17.20	30.21	20.21	29.72	23.10	29.20	25.88	28.65	28.54	28.07	31.11
LTV-200	600	17.01	4.84	15.99	9.27	15.42	11.34	14.86	13.32	14.21	15.23	13.49	17.06	12.78	18.82	11.98	20.51
	750	22.68	6.05	21.66	11.58	21.09	14.17	20.53	16.65	19.88	19.04	19.16	21.32	18.45	23.52	17.65	25.64
	900	28.35	7.27	27.33	13.90	26.76	17.01	26.20	19.98	25.55	22.84	24.83	25.59	24.12	28.23	23.32	30.77
	1050	34.02	8.48	33.00	16.22	32.43	19.84	31.87	23.32	31.22	26.65	30.50	29.85	29.79	32.93	28.99	35.89
	1200	39.69	9.69	38.67	18.53	38.10	22.67	37.54	26.65	36.89	30.46	36.17	34.12	35.46	37.64	34.66	41.02
	1350	45.36	10.90	44.34	20.85	43.77	25.51	43.21	29.98	42.56	34.26	41.84	38.38	41.13	42.34	40.33	46.15
	1500	51.03	12.11	50.01	23.17	49.44	28.34	48.88	33.31	48.23	38.07	47.51	42.65	46.80	47.05	46.00	51.28
LTV-200A	600	27.72	7.40	26.22	14.16	25.35	17.32	24.43	20.35	23.45	23.27	22.35	26.06	21.19	28.75	19.98	31.34
	750	36.38	9.25	34.88	17.70	34.01	21.65	33.09	25.44	32.11	29.08	31.01	32.58	29.86	35.94	28.64	39.17
	900	45.05	11.10	43.54	21.24	42.68	25.98	41.75	30.53	40.77	34.90	39.67	39.09	38.52	43.13	37.31	47.01
	1050	53.71	12.95	52.21	24.77	51.34	30.31	50.42	35.62	49.43	40.72	48.34	45.61	47.18	50.31	45.97	54.84
	1200	62.37	14.80	60.87	28.31	60.00	34.64	59.08	40.71	58.10	46.53	57.00	52.12	55.84	57.50	54.63	62.67
	1350	71.03	16.65	69.53	31.85	68.66	38.97	67.74	45.80	66.76	52.35	65.66	58.64	64.51	64.69	63.29	70.51
	1500	79.7	18.50	78.2	35.39	77.3	43.30	76.4	50.89	75.4	58.16	74.3	65.16	73.17	71.88	71.96	78.34
LTV-250	600	27.72	7.40	26.22	14.16	25.35	17.32	24.43	20.35	23.45	23.27	22.35	26.06	21.19	28.75	19.98	31.34
	750	36.38	9.25	34.88	17.70	34.01	21.65	33.09	25.44	32.11	29.08	31.01	32.58	29.86	35.94	28.64	39.17
	900	45.05	11.10	43.54	21.24	42.68	25.98	41.75	30.53	40.77	34.90	39.67	39.09	38.52	43.13	37.31	47.01
	1050	53.71	12.95	52.21	24.77	51.34	30.31	50.42	35.62	49.43	40.72	48.34	45.61	47.18	50.31	45.97	54.84
	1200	62.37	14.80	60.87	28.31	60.00	34.64	59.08	40.71	58.10	46.53	57.00	52.12	55.84	57.50	54.63	62.67
	1350	71.03	16.65	69.53	31.85	68.66	38.97	67.74	45.80	66.76	52.35	65.66	58.64	64.51	64.69	63.29	70.51
	1500	79.70	18.50	78.19	35.39	77.33	43.30	76.40	50.89	75.42	58.16	74.32	65.16	73.17	71.88	71.96	78.34
LTV-250A	600	39.31	10.34	37.13	17.81	35.63	21.47	34.37	25.13	33.01	28.89	31.74	32.48	30.37	35.83	28.82	39.97
	750	50.78	12.92	48.60	22.26	47.09	26.84	45.84	31.41	44.48	36.12	43.21	40.59	41.83	44.78	40.29	49.97
	900	62.25	15.50	60.07	26.72	58.56	32.21	57.31	37.70	55.95	43.34	54.68	48.71	53.30	53.74	51.76	59.96
	1050	73.71	18.09	71.53	31.17	70.03	37.57	68.77	43.98	67.41	50.57	66.14	56.83	64.77	62.70	63.22	69.95
	1200	85.18	20.67	83.00	35.62	81.50	42.94	80.24	50.26	78.88	57.79	77.61	64.95	76.24	71.65	74.69	79.95
	1350	96.65	23.26	94.47	40.07	92.96	48.31	91.71	56.55	90.35	65.01	89.08	73.07	87.70	80.61	86.16	89.94
	1500	108.1	25.84	105.9	44.53	104.4	53.68	103.2	62.83	101.8	72.24	100.5	81.19	99.17	89.57	97.63	99.93

LTV型性能表 (真空用)

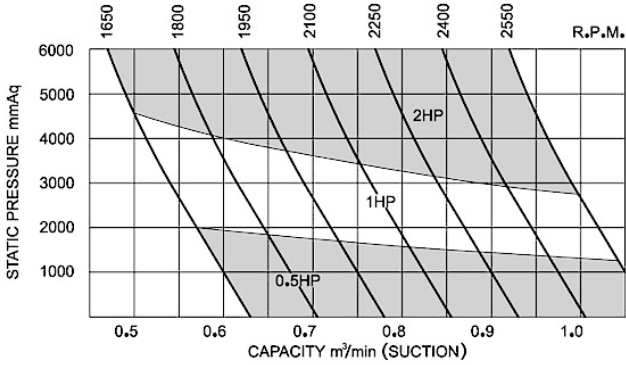
LTV TYPE PERFORMANCE TABLE (FOR VACUUM)

TYPE	RPM	Qs(m ³ /min)						PRESSURE(mmAq)						La(Kw)					
		-1000mmAq		-2000mmAq		-2500mmAq		-3000mmAq		-3500mmAq		-4000mmAq		-4500mmAq		-5000mmAq			
		Qs	La	Qs	La	Qs	La	Qs	La	Qs	La	Qs	La	Qs	La	Qs	La		
LTV-300	600	58.94	14.25	56.27	27.26	54.82	33.35	53.15	39.19	51.49	44.80	49.71	50.18	47.70	55.36	45.70	60.34		
	750	75.62	17.81	72.95	34.07	71.50	41.69	69.83	48.99	68.17	56.00	66.39	62.72	64.38	69.20	63.38	75.42		
	900	92.30	21.38	89.63	40.89	88.18	50.02	86.51	58.79	84.85	67.20	83.07	75.27	81.06	83.04	79.06	90.51		
	1050	109.0	24.94	106.3	47.70	104.9	58.36	103.2	68.58	101.5	78.40	99.75	87.81	97.74	96.88	95.74	105.6		
	1200	125.7	28.50	123.0	54.52	121.5	66.70	119.9	78.38	118.2	89.60	116.4	100.4	114.4	110.7	112.4	120.7		
	1350	142.3	32.06	139.7	61.33	138.2	75.04	136.6	88.18	134.9	100.8	133.1	112.9	131.1	124.6	129.1	135.8		
	1500	159.0	35.63	156.3	68.15	154.9	83.37	153.2	97.98	151.6	112.0	149.8	125.4	147.8	138.4	145.8	150.8		
LTV-300A	600	88.2	21.04	84.4	36.86	82.0	44.47	79.7	53.34	77.7	60.6	75.3	68.0	72.5	77.0	69.0	84.7		
	700	104.6	24.54	100.9	43.01	98.4	51.88	96.2	62.23	94.1	70.6	91.8	79.4	89.0	89.8	85.5	98.9		
	800	121.0	28.05	117.3	49.15	114.8	59.29	112.6	71.12	110.5	80.7	108.2	90.7	105.4	102.7	101.9	113.0		
	900	137.5	31.56	133.7	55.29	131.3	66.70	129.1	80.00	127.0	90.8	124.7	102.0	121.8	115.5	118.4	127.1		
	1000	153.9	35.06	150.2	61.44	147.7	74.11	145.5	88.89	143.4	100.9	141.1	113.4	138.3	128.3	134.8	141.2		
	1100	170.3	38.57	166.6	67.58	164.1	81.52	161.9	97.78	159.9	111.0	157.5	124.7	154.7	141.2	151.2	155.3		
	1200	186.8	42.07	183.0	73.72	180.6	88.93	178.4	106.7	176.3	121.1	174.0	136.1	171.1	154.0	167.7	169.5		
LTV-350	600	138.1	32.72	132.3	57.32	128.5	69.15	124.7	82.94	121.4	94.16	117.9	105.8	113.5	119.8	107.9	131.7		
	700	163.6	38.17	157.8	66.87	154.0	80.67	150.2	96.77	146.9	109.9	143.4	123.4	139.0	139.7	133.4	153.7		
	800	189.1	43.63	183.3	76.42	179.5	92.20	175.7	110.6	172.4	125.6	168.9	141.1	164.5	159.7	158.9	175.7		
	900	214.6	49.08	208.8	85.97	205.0	103.7	201.2	124.4	197.9	141.2	194.4	158.7	190.0	179.6	184.4	197.6		
	1000	240.1	54.53	234.3	95.53	230.5	115.2	226.7	138.2	223.4	156.9	219.9	176.3	215.5	199.6	209.9	219.6		
	1100	265.6	59.99	259.8	105.1	256.0	126.8	252.2	152.1	248.9	172.6	245.4	193.9	241.0	219.6	235.4	241.5		
	1200	291.1	65.44	285.3	114.6	281.5	138.3	277.7	165.9	274.4	188.3	270.9	211.6	266.5	239.5	260.9	263.5		
LTV-400	600	236.3	52.99	228.3	95.77	224.6	117.3	219.5	137.9	216.6	159.0	212.4	180.5	209.4	212.8	203.5	223.0		
	650	257.4	57.40	249.4	103.8	245.6	127.1	240.5	149.4	237.6	172.3	233.4	195.5	230.5	230.5	224.6	241.6		
	700	278.4	61.82	270.4	111.7	266.6	136.8	261.6	160.9	258.6	185.5	254.4	210.6	251.5	248.3	245.6	260.2		
	750	299.4	66.23	291.4	119.7	287.6	146.6	282.6	172.4	279.7	198.8	275.4	225.6	272.5	266.0	266.6	278.8		
	800	320.4	70.65	312.5	127.7	308.7	156.4	303.6	183.9	300.7	212.0	296.5	240.7	293.5	283.7	287.6	297.3		
	850	341.5	75.07	333.5	135.7	329.7	166.2	324.6	195.4	321.7	225.3	317.5	255.7	314.6	301.5	308.7	315.9		
	900	362.5	79.48	354.5	143.7	350.7	175.9	345.7	206.9	342.7	238.5	338.5	270.7	335.6	319.2	329.7	334.5		

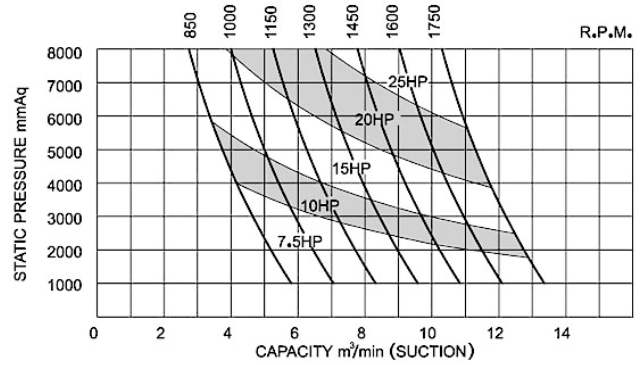
LT 壓送式性能曲線

PRESSURE PERFORMANCE CURVE

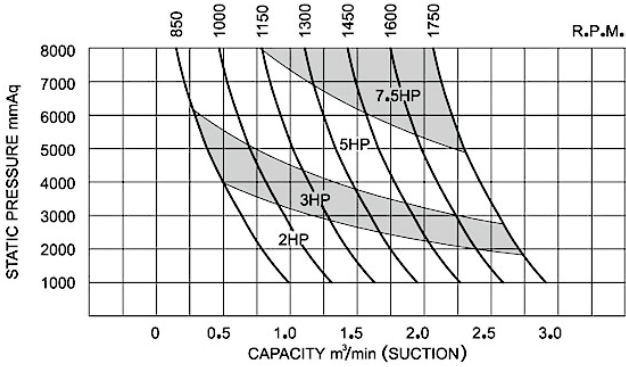
LT-040



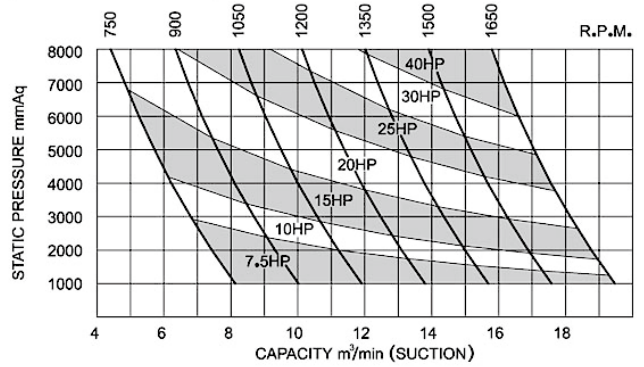
LT-100



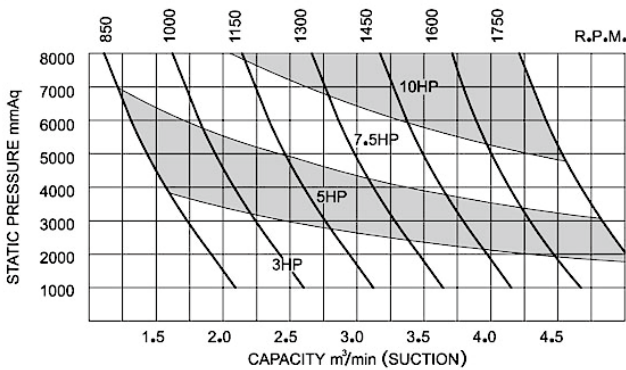
LT-050



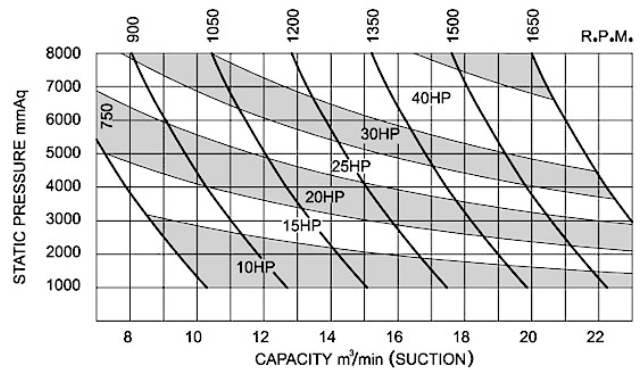
LT-125S



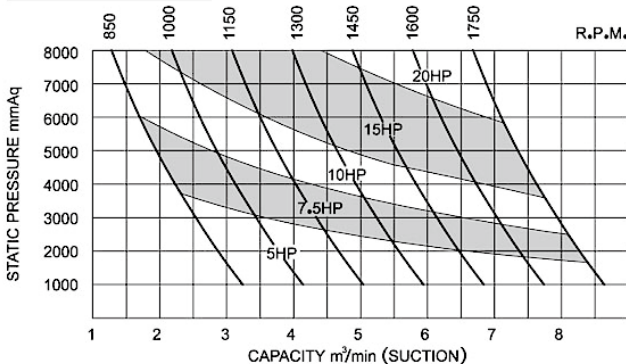
LT-065



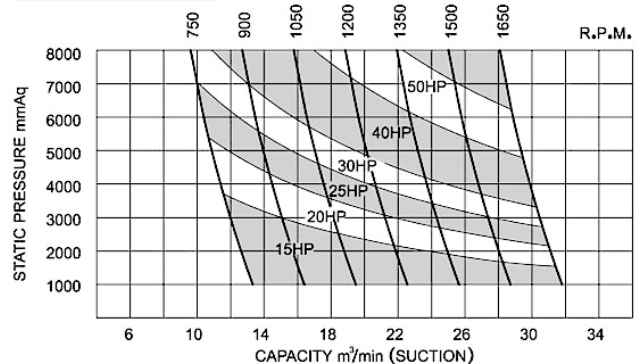
LT-125



LT-080

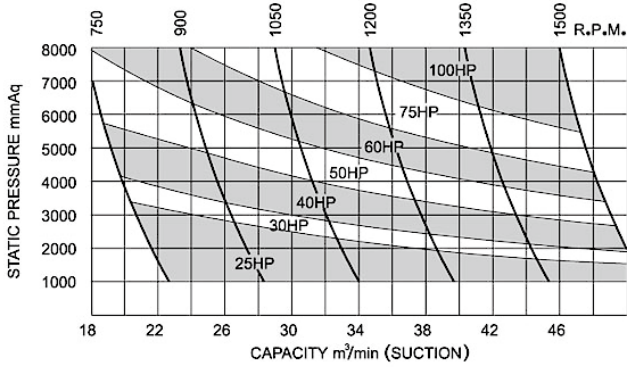


LT-150

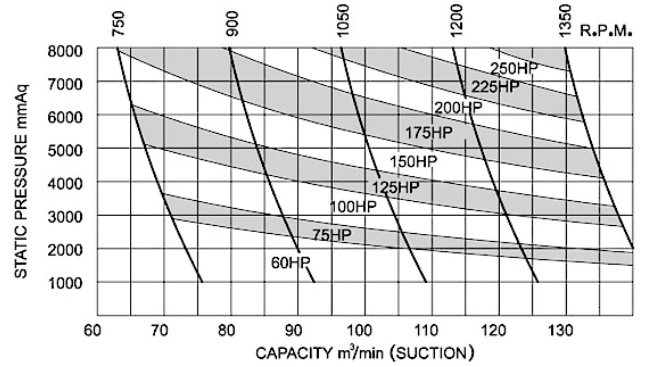


LT 壓送式性能曲線 PRESSURE PERFORMANCE CURVE

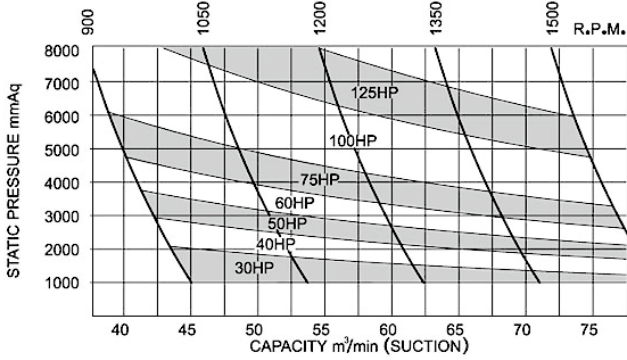
LT-200



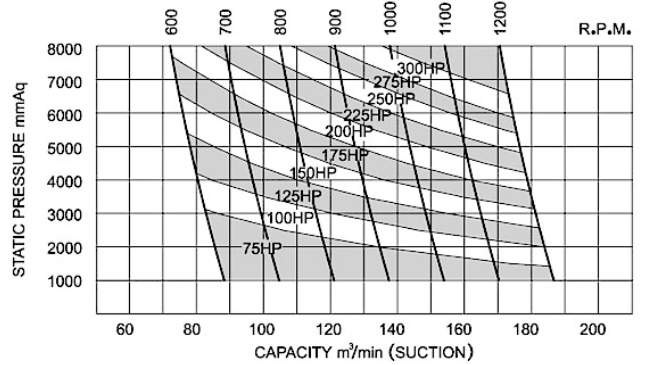
LT-300



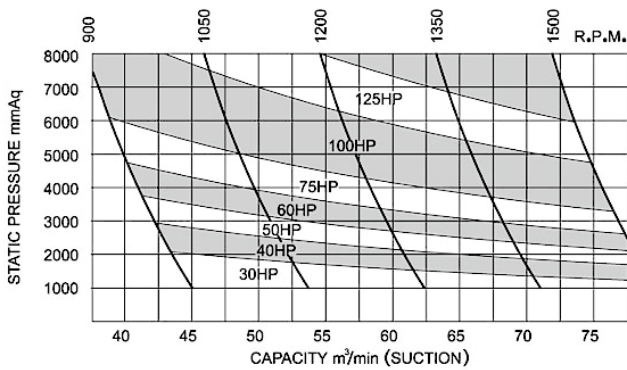
LT-200A



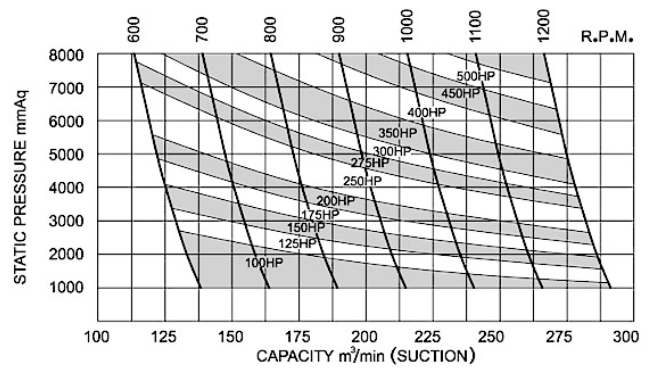
LT-300A



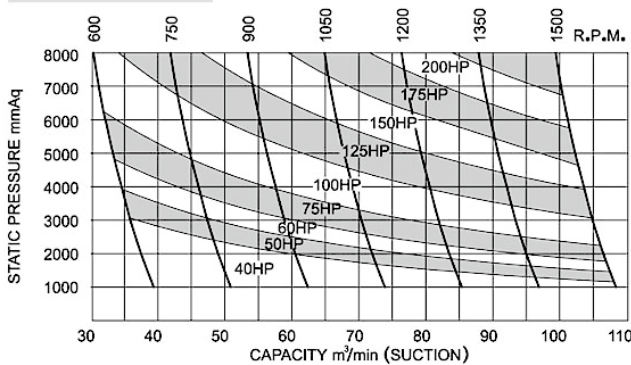
LT-250



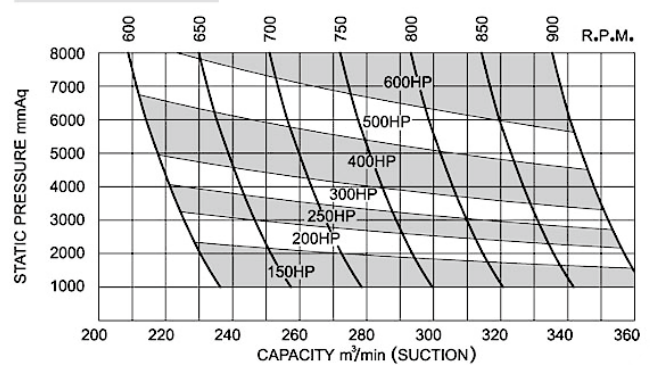
LT-350



LT-250A



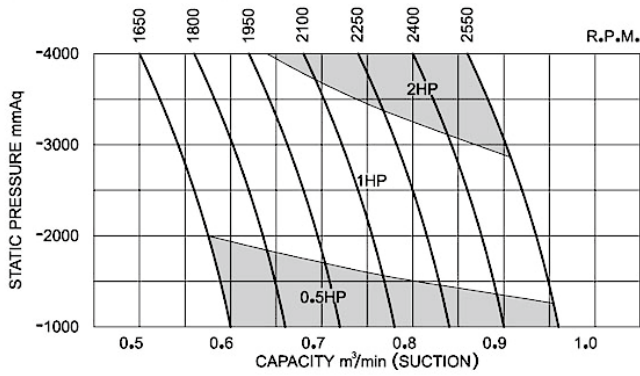
LT-400



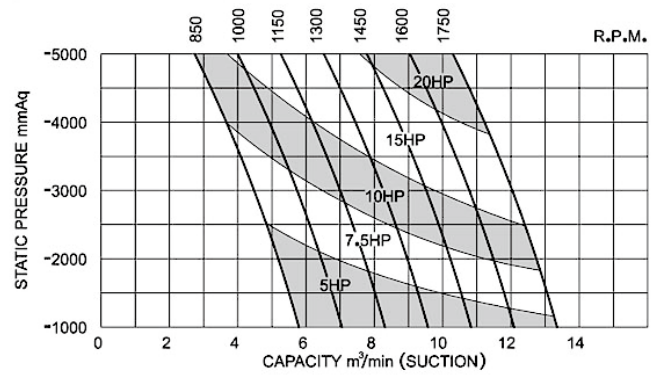
LTV 真空型性能曲線

VACUUM PERFORMANCE CURVE

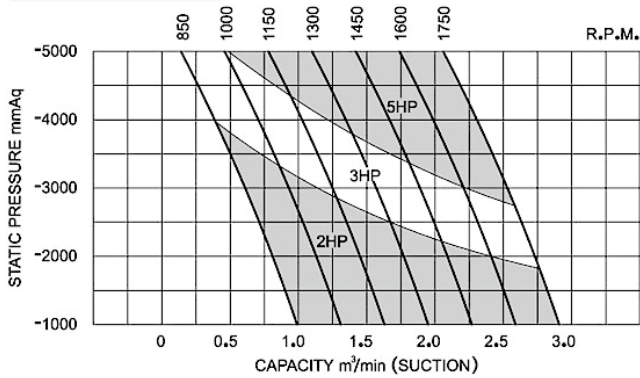
LTV-040



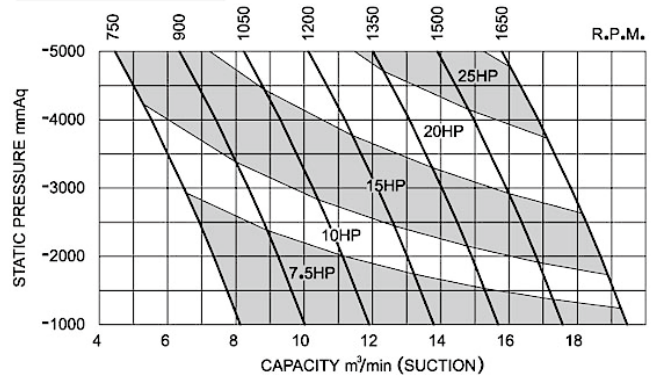
LTV-100



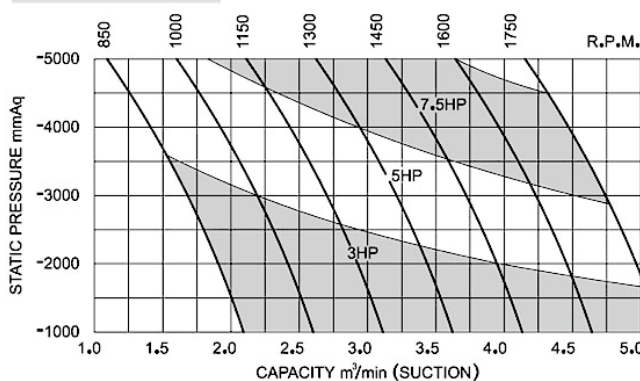
LTV-050



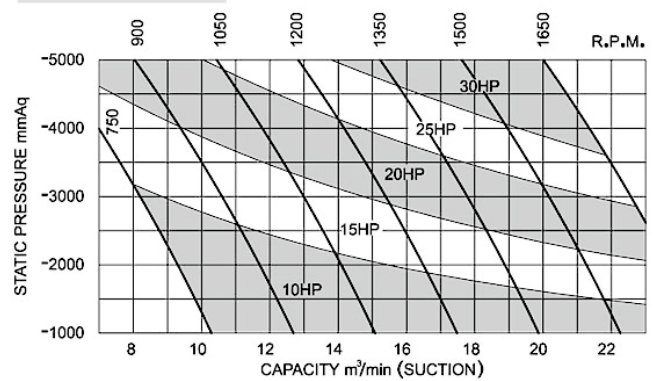
LTV-125S



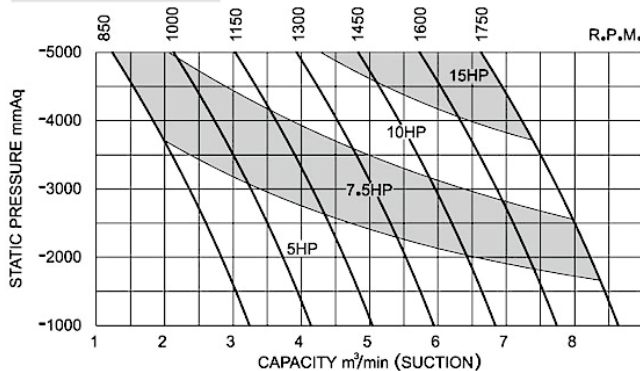
LTV-065



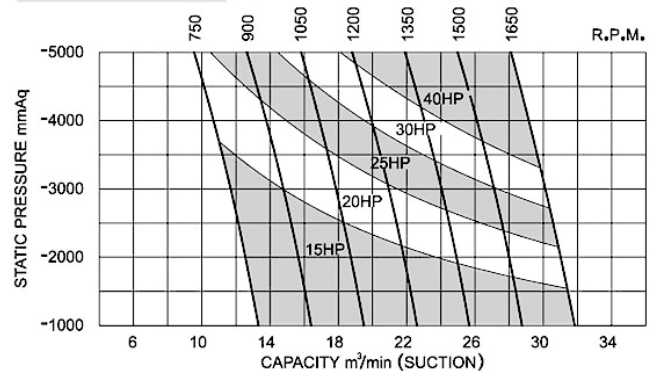
LTV-125



LTV-080



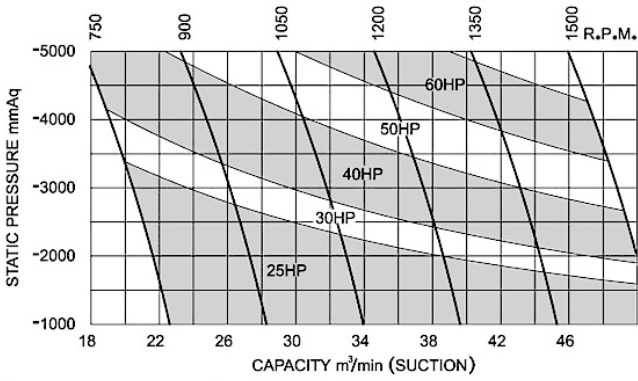
LTV-150



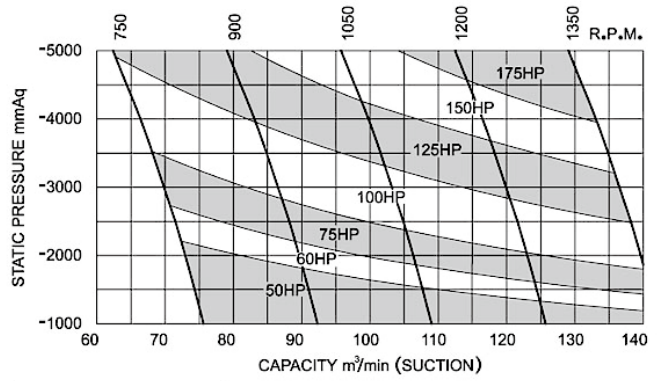
LTV 真空型性能曲線

VACUUM PERFORMANCE CURVE

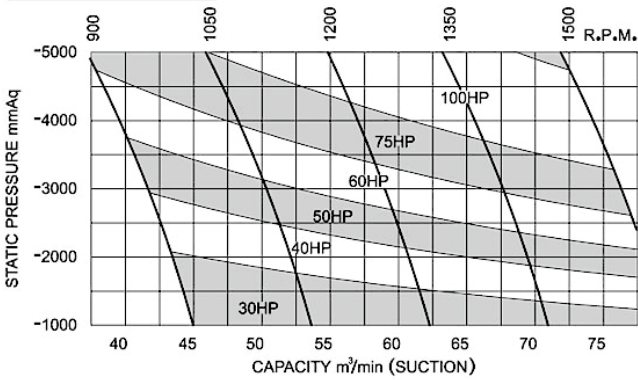
LTV-200



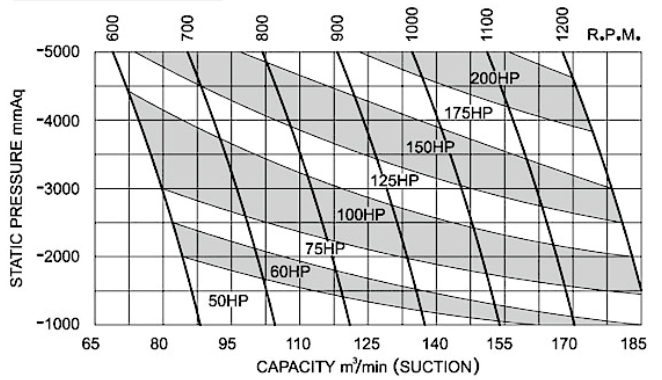
LTV-300



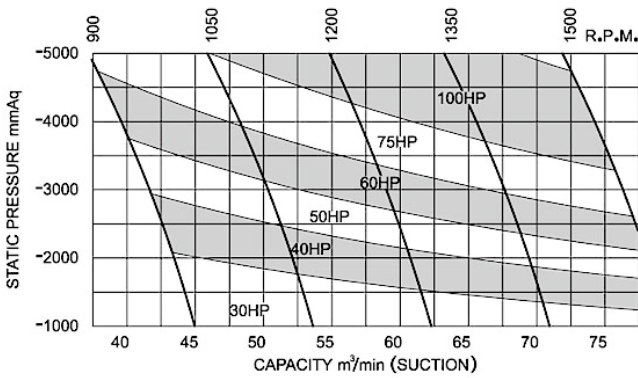
LTV-200A



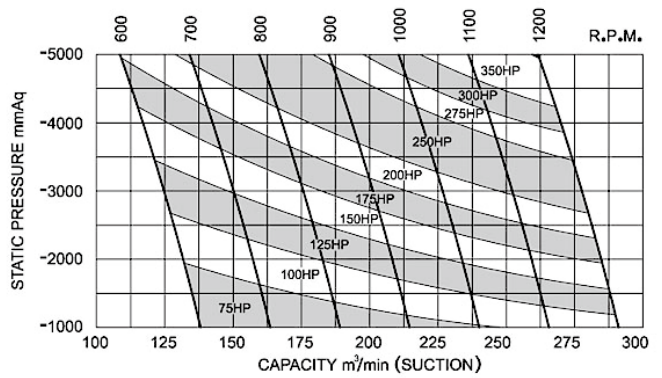
LTV-300A



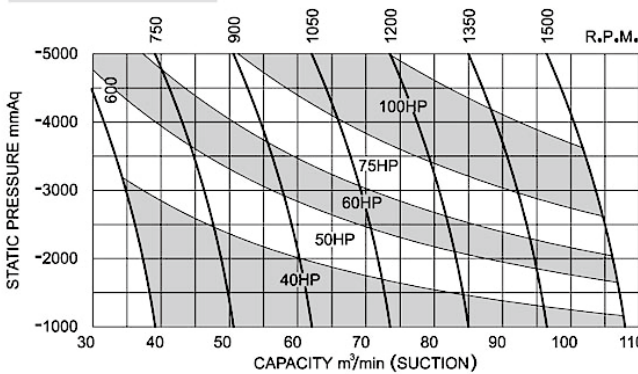
LTV-250



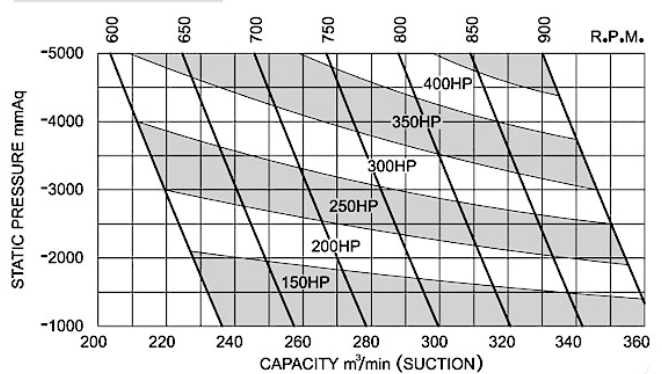
LTV-350



LTV-250A



LTV-400



風量計算及性能曲線風量計算及使用方法

HOW TO USE PERFORMANCE CHART

1. 鼓風機的風量可以下型式表示:

- (1) 標準狀態STP風量(Qs): 溫度20°C, 絕對壓力10332mmAq, 相對濕度65%。
 (2) 基準狀態NTP風量(Qn): 溫度0°C, 絕對壓力10332mmAq, 相對濕度0%。

2. 性能表所示風量是標準狀態STP之吸入風量。

3. 性能表所示壓力是鼓風機之靜壓。

4. 風量在不同壓力、溫度下的轉換公式

$$Q_2 = Q_1 \cdot \frac{P_1}{P_2} \cdot \frac{T_2}{T_1}$$

Q1(m³/min): 在絕對壓力P₁(mmAq), 絕對溫度T₁(°K) 下之風量。

Q2(m³/min): 在絕對壓力P₂(mmAq), 絕對溫度T₂(°K) 下之風量。

5. 靜壓的換算

(1) 壓送的場合

$$P_s = \left(\frac{10332 + P_2}{10332 + P_1} - 1 \right) \cdot 10332$$

(2) 真空的場合

$$P_s = \left(\frac{10332 + P_1}{10332 + P_2} - 1 \right) \cdot 10332$$

P₁:入口靜壓 P₂:出口靜壓 P_s:型錄之靜壓

6. 範例

操作條件 : 風量 5.16 m³/min
 入口靜壓 -500 mmAq
 出口靜壓 +4260 mmAq
 入口溫度 40°C

選用 : 入口風量5.16m³/min, 必須換算成標準狀態(STP)時的風量。

$$Q = 5.16 \cdot \frac{10332 - 500}{10332} \cdot \frac{273 + 20}{273 + 40} = 4.60 \text{ m}^3/\text{min}$$

靜壓換算

$$P_s = \left(\frac{10332 + 4260}{10332 - 500} - 1 \right) \cdot 10332 = 5000 \text{ mmAq}$$

查性能曲線可選擇LT-80、轉速1300RPM, 馬力10HP。

7. 相同風量涵蓋二機種時, 小機種具有經濟性, 大機種則有較低的轉速即低噪音的優點, 請參看噪音表。

1. AIR VOLUME IS GENERAL SHOWN IN TERMS OF

- (1) STANDARD STATE (Qs): AT 20°C, 10332mmAq, AND RH. 65%。
 (2) NORMAL STATE (Qn): AT 0°C, 10332mmAq, AND RH. 0%。

2. PERFORMANCE TABLE SHOWN THE CAPACITY AT THE STANDARD SUCTION STATE.

3. PERFORMANCE TABLE SHOWN THE PRESSURE AT THE STATIC PRESSURE.

4. VOLUME CONVERSION FORMULA

$$Q_2 = Q_1 \cdot \frac{P_1}{P_2} \cdot \frac{T_2}{T_1}$$

Q₁(m³/min): AIR VOLUME IN P₁(mmAq), T₁(°K)。

Q₂(m³/min): AIR VOLUME IN P₂(mmAq), T₂(°K)。

5. PRESSURE CONVERSION FORMULA

(1) FOR PRESSURE

$$P_s = \left(\frac{10332 + P_2}{10332 + P_1} - 1 \right) \cdot 10332$$

(2) FOR VACUUM

$$P_s = \left(\frac{10332 + P_1}{10332 + P_2} - 1 \right) \cdot 10332$$

P₁ : SUCTION STATIC PRESSURE
 P₂ : DISCHARGE STATIC PRESSURE
 P_s : STATIC PRESSURE IN CATALOG

6. EXAMPLE

OPERATING SPECIFICATIONS :

AIR VOLUME	5.16	m ³ /min
SUCTION STATIC PRESSURE	-500	mmAq
DISCHARGE STATIC PRESSURE	+4260	mmAq
SUCTION TEMPERATURE	40°C	

CHOICE : AIR VOLUME(5.16 m³/min) CONVERTS TO STP STATE

$$Q = 5.16 \cdot \frac{10332 - 500}{10332} \cdot \frac{273 + 20}{273 + 40} = 4.60 \text{ m}^3/\text{min}$$

STATIC PRESSURE CHANGED TO

$$P_s = \left(\frac{10332 + 4260}{10332 - 500} - 1 \right) \cdot 10332 = 5000 \text{ mmAq}$$

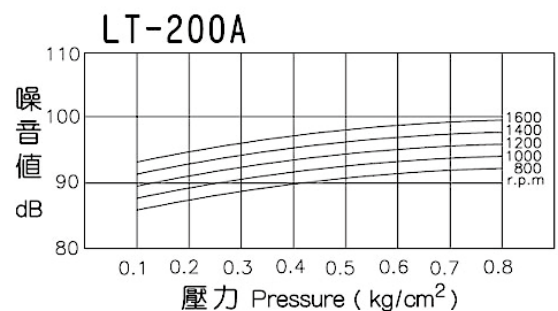
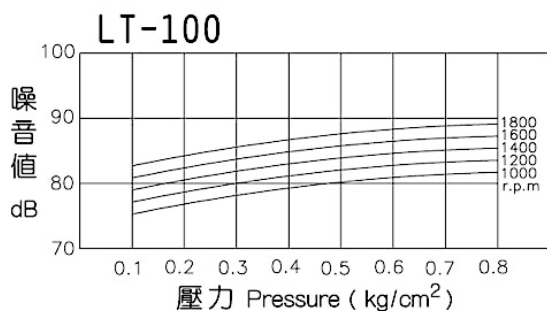
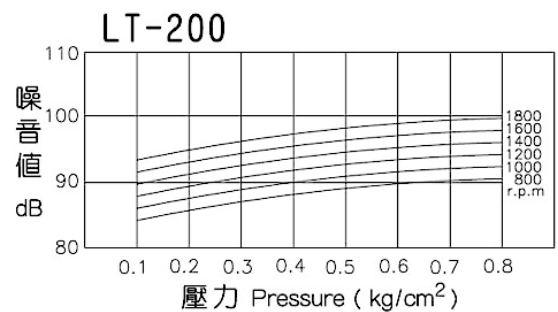
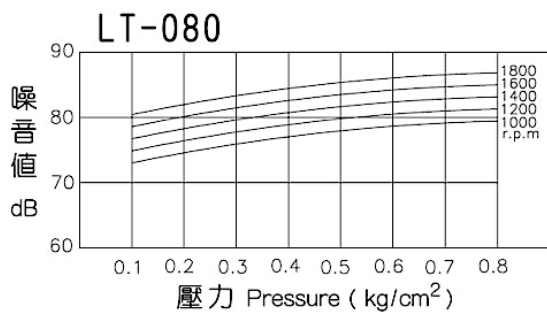
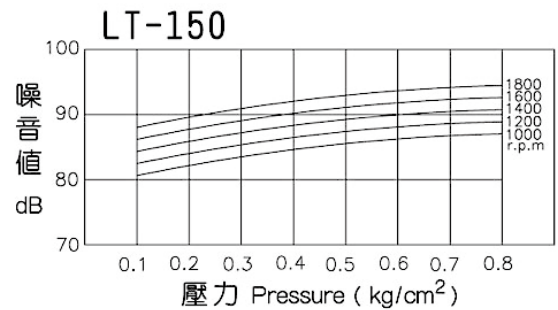
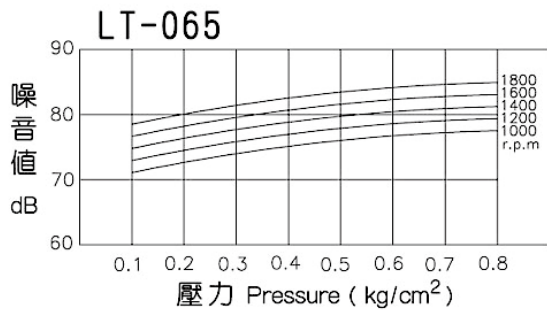
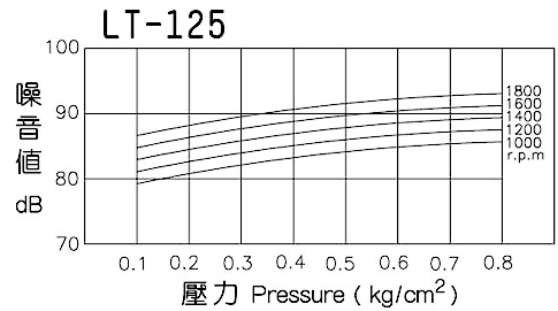
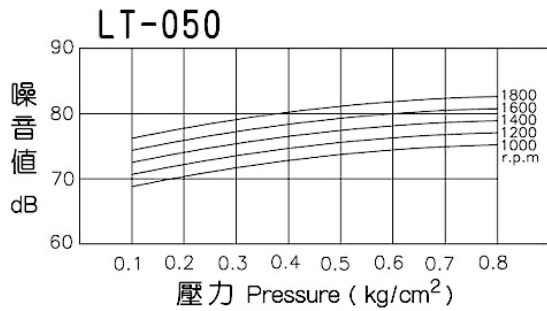
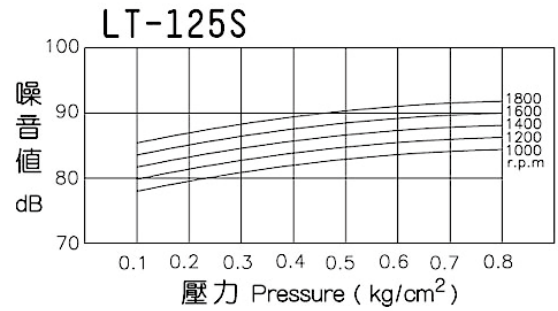
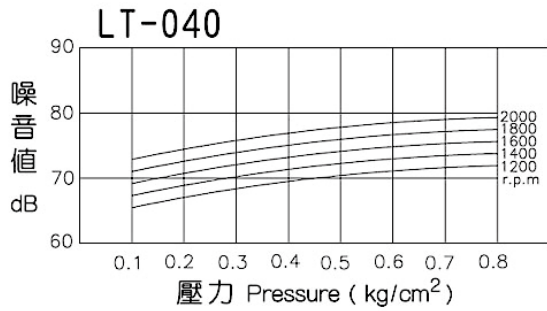
SEE THE PERFORMANCE TABLE ,YOU COULD FIND LT-80、1300RPM、10HP FITS THE SPECIFICATIONS。

7. AS THE SELECTION COVERS TWO MODELS , YOU MAY SELECT THE SMALLER FOR ECONOMIC , BUT YOU CHOICE THE BIGGER WITH THE ADVANTAGE OF LOWER RPM. PLEASE REFER TO NOISE CHART IN THE FOLLOWING PAGE。

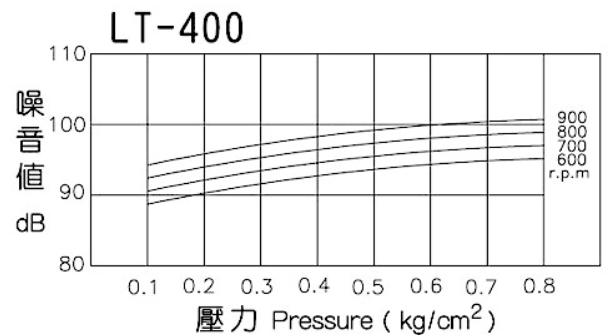
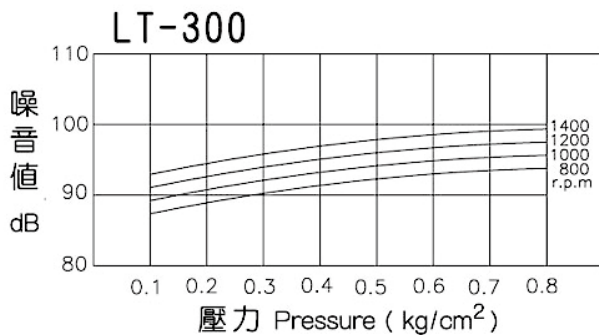
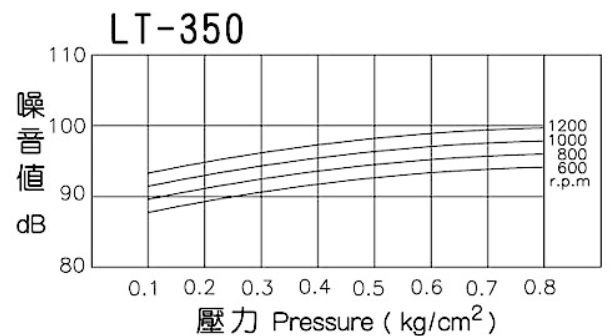
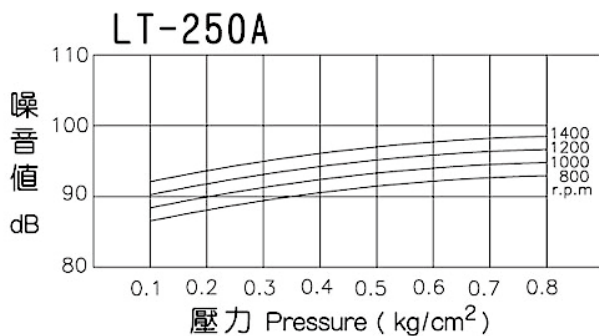
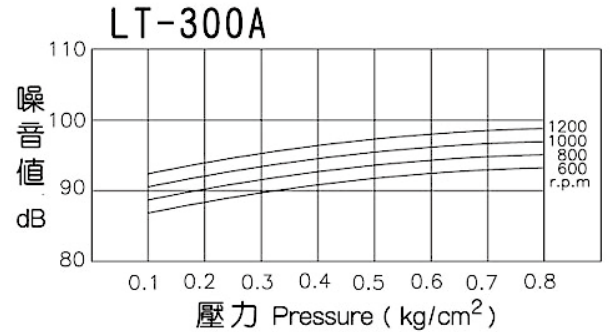
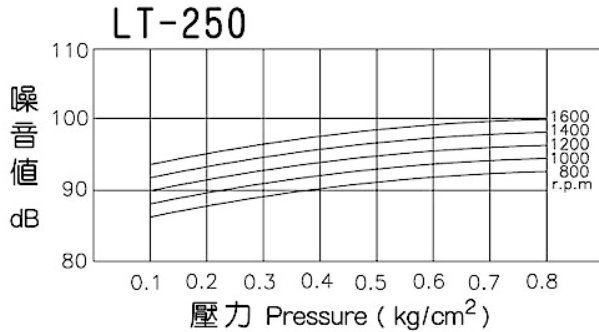
噪音表

NOISE LEVEL OF BLOWER

- ◆ 噪音資料係距離鼓風機1m及附標準消音器所測量的平均值。
- ◆ NOISE LEVEL MEASURED AT DISTANCE 1 METER FOR THE BLOWER FITTED WITH STANDARD SILENCER.
- ◆ 噪音值因加裝管路的長度及周圍的環境狀況而有所改變。
- ◆ NOISE LEVEL MAYBE DIFFERENT ACCORDING TO THE EXTEND PIPE LENGTH AND AMBIENT CONDITION.



噪音表 NOISE LEVEL OF BLOWER



單位換算 UNITS CONVERSION

壓力 PRESSURE


	mbar	Pa	atm	lbf/in ²	kgf/cm ²	in-Hg	mmAq
1 mbar	1	10 ²	9.869x10 ⁻⁴	1.45x10 ⁻²	1.02x10 ⁻³	2.953x10 ⁻²	10.197
1 Pa	0.01	1	9.869x10 ⁻⁶	1.45x10 ⁻⁴	1.02x10 ⁻⁵	2.953x10 ⁻⁴	0.102
1 atm	1.013x10 ³	1.013x10 ⁵	1	14.7	1.033	29.92	1.033x10 ⁴
1 lbf/in ²	68.95	6.895x10 ²	6.805x10 ⁻²	1	7.03x10 ⁻²	2.036	7.03x10 ²
1 kgf/cm ²	9.807x10 ²	9.807x10 ⁴	0.968	14.22	1	28.96	10 ⁴
1 in-Hg	33.86	3.386x10 ³	3.342x10 ⁻²	0.491	3.45x10 ⁻²	1	3.45x10 ²
1 mmAq	9.807x10 ⁻²	9.807	9.677x10 ⁻⁵	1.42x10 ⁻³	10 ⁻⁴	2.896x10 ⁻³	1

風量 CAPACITY

	m ³ /min	m ³ /hr	l/min	ft ³ /min
1 m ³ /min	1	60	1000	35.31
1 m ³ /hr	0.017	1	16.67	0.589
1 l/min	0.001	0.06	1	0.035
1 ft ³ /min	0.028	1.699	28.32	1

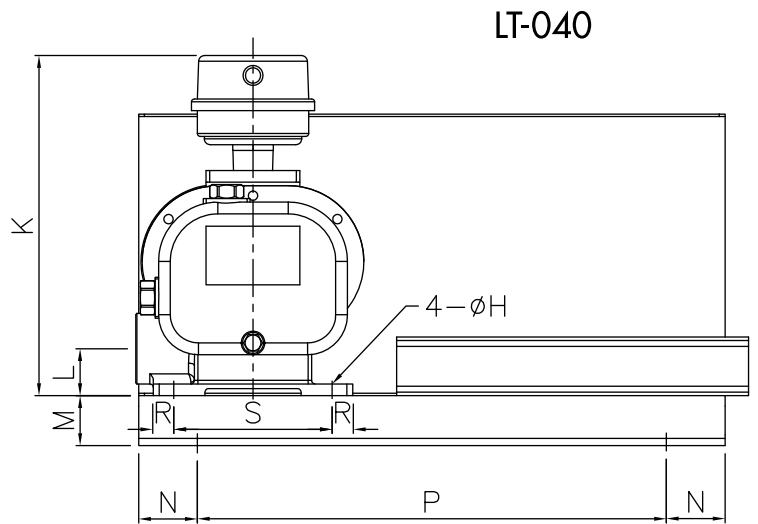
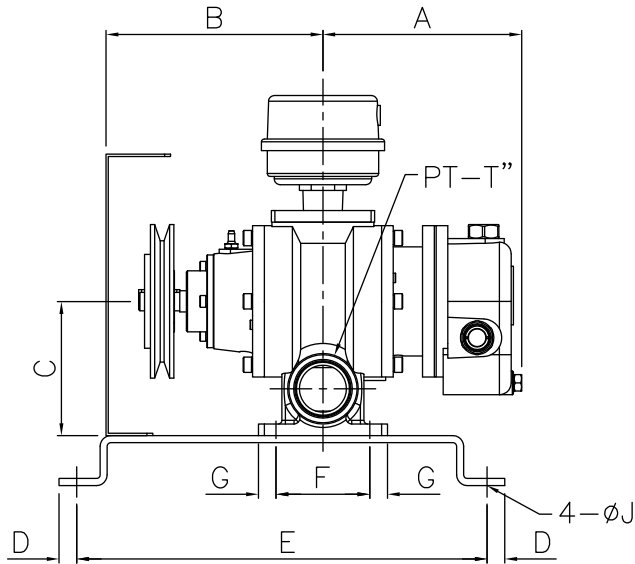
功率 POWER

	kg-m/sec	kW	HP	PS
1 kg-m/sec	1	0.01	0.013	0.013
1 kW	101.97	1	1.341	1.360
1 HP	76.038	0.746	1	1.014
1 PS	75	0.736	0.986	1



外形尺寸圖

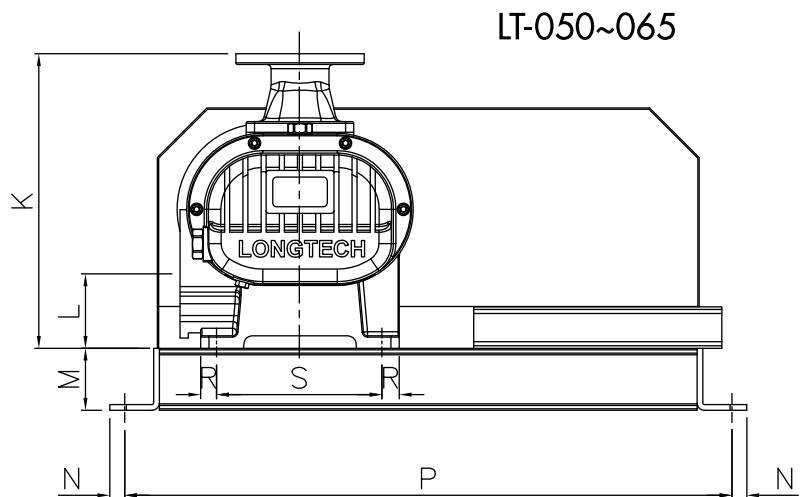
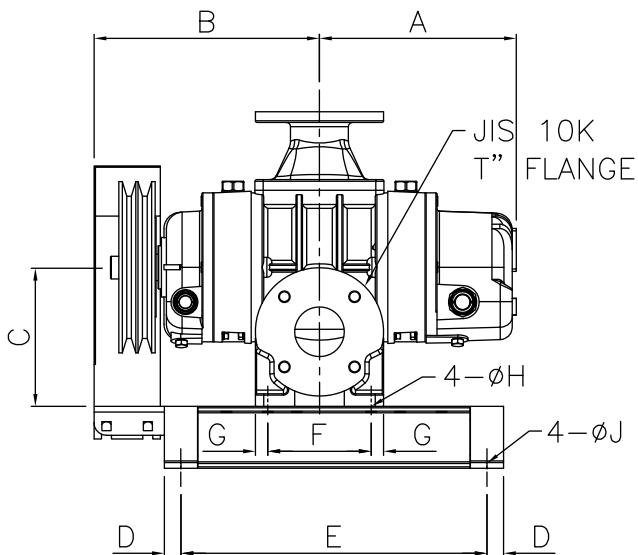
OUTLINE DIMENSIONS



UNITS:mm

MODEL	A	B	C	D	E	F	G	H	J	K	L	M	N	P	R	S	T	Wt.(Kg)
LT-040	169	185	115	15	350	80	15	12	12	333	40	43	50	400	17.5	135	1.5	25

◆ 表列重量僅為主機重量 (WT.FOR MAIN BODY)

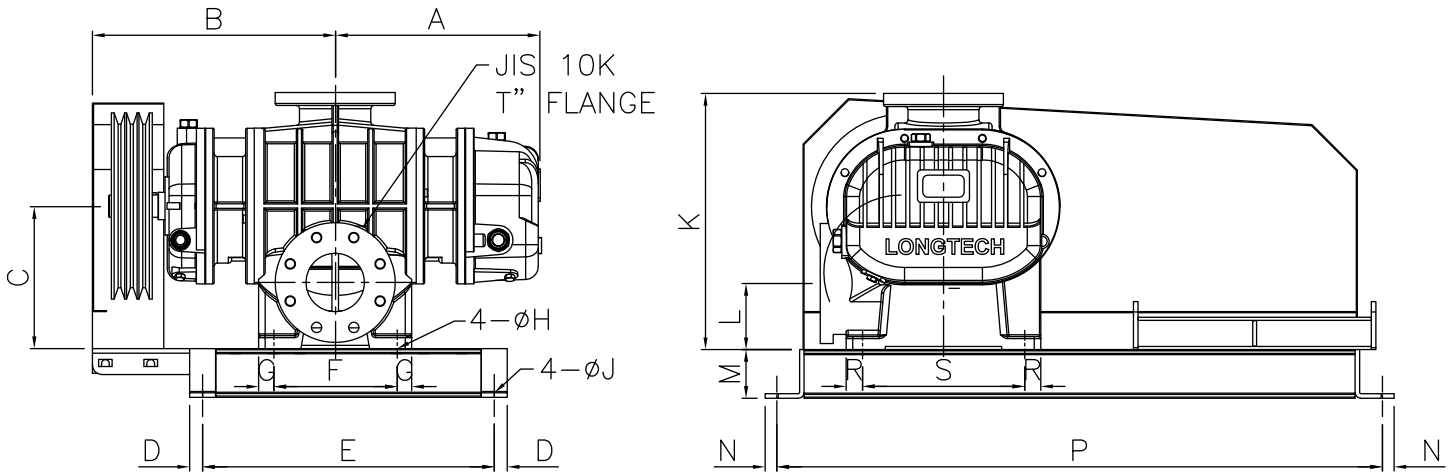


UNITS:mm

MODEL	A	B	C	D	E	F	G	H	J	K	L	M	N	P	R	S	T	Wt.(Kg)
LT-050	238	273	168	20	370	125	15	15	15	356	90	75	18	734	20	200	2	76
LT-065	281	315	173	20	370	210	15	15	15	360	95	75	18	734	20	200	2.5	94

◆ 表列重量僅為主機重量 (WT.FOR MAIN BODY)

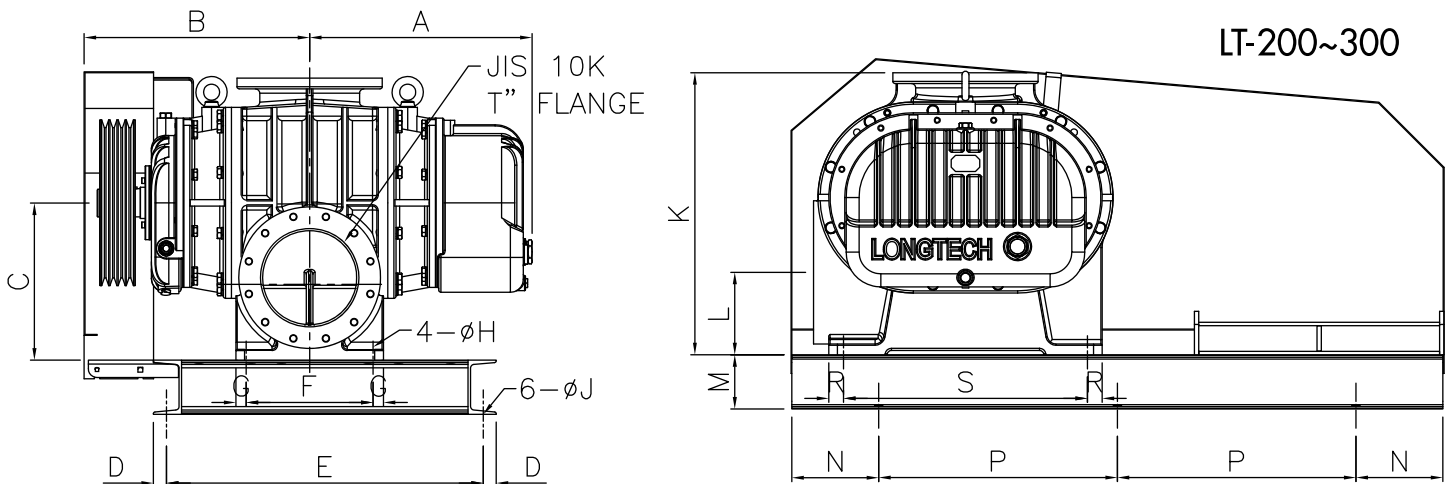
LT-080~150



UNITS: mm

MODEL	A	B	C	D	E	F	G	H	J	K	L	M	N	P	R	S	T	Wt.(Kg)
LT-080	318	375	220	20	450	190	23	19	15	395	102	75	18	934	25	250	3	167
LT-100	368	425	220	20	450	290	20	19	15	395	115	75	18	934	25	250	4	193
LT-125S	406	445	265	25	605	230	26	19	19	475	145	100	20	1190	25	350	5	319
LT-125	446	490	305	25	605	320	21	19	19	520	155	100	20	1190	25	350	5	353
LT-150	501	543	305	25	605	425	24	19	19	520	155	100	20	1190	25	350	6	418

◆ 表列重量僅為主機重量 (WT.FOR MAIN BODY)



UNITS: mm

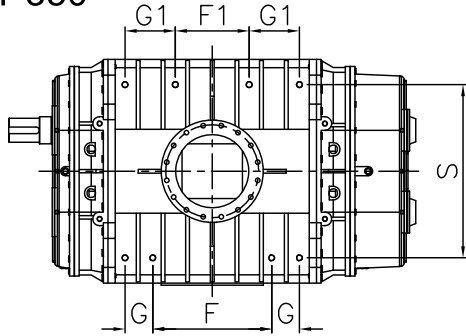
MODEL	A	B	C	D	E	F	G	H	J	K	L	M	N	P	R	S	T	Wt.(Kg)
LT-200	513	520	362	30	730	270	35	23	19	650	190	125	200	550	40	550	8	720
LT-200A	608	615	363	30	730	460	35	23	19	665	190	125	200	550	40	550	8	897
LT-250	608	595	388	30	730	460	35	23	19	675	225	125	200	550	40	550	10	913
LT-250A	692	768	500	40	1120	400	65	27	24	875	250	200	200	800	55	620	10	1665
LT-300	817	893	500	40	1120	650	65	27	24	875	250	200	200	800	55	620	12	2010

◆ 表列重量僅為主機重量 (WT.FOR MAIN BODY)

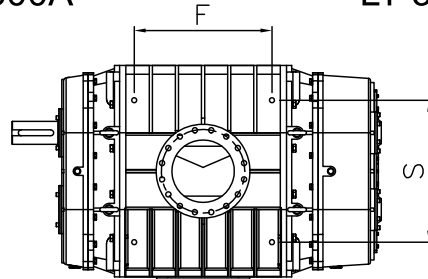
外形尺寸圖

OUTLINE DIMENSIONS

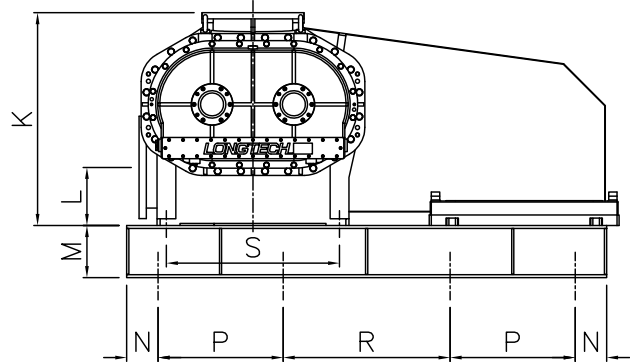
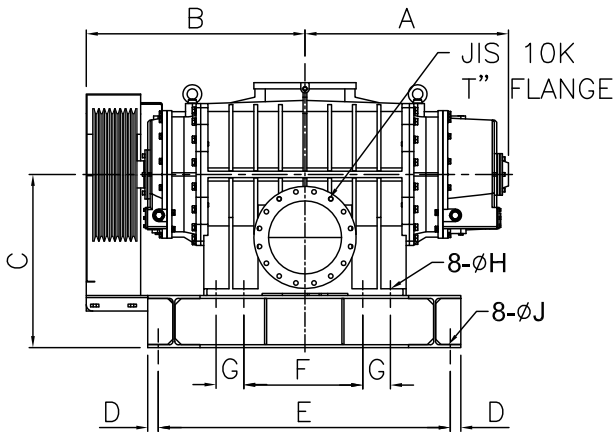
LT-350



LT-300A



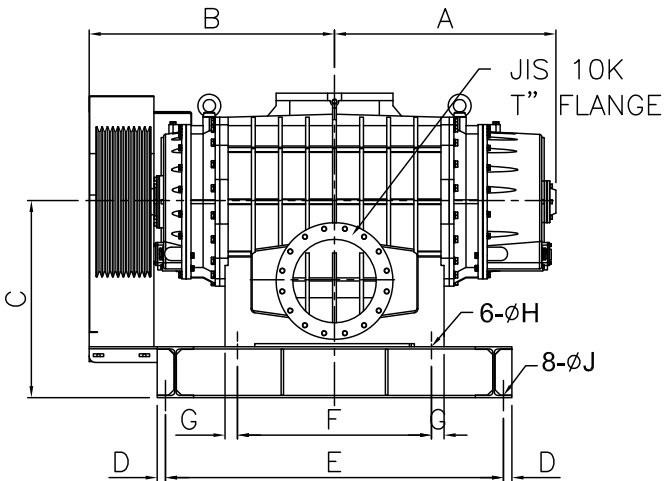
LT-300A~350



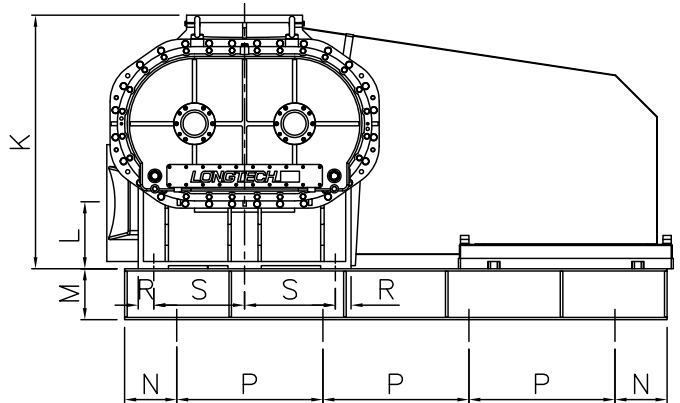
UNITS:mm

MODEL	A	B	C	D	E	F	F1	G	G1	H	J	K	L	M	N	P	R	S	T	Wt.(Kg)
LT-300A	854	982	505	40	1300	660				27	24	930	243	244	175	550	550	680	12	3200
LT-350	975	1048	580	50	1400	570	354	133	241	28	24	1020	278	250	150	600	800	830	14	4100

◆ 表列重量僅為主機重量 (WT.FOR MAIN BODY)



LT-400



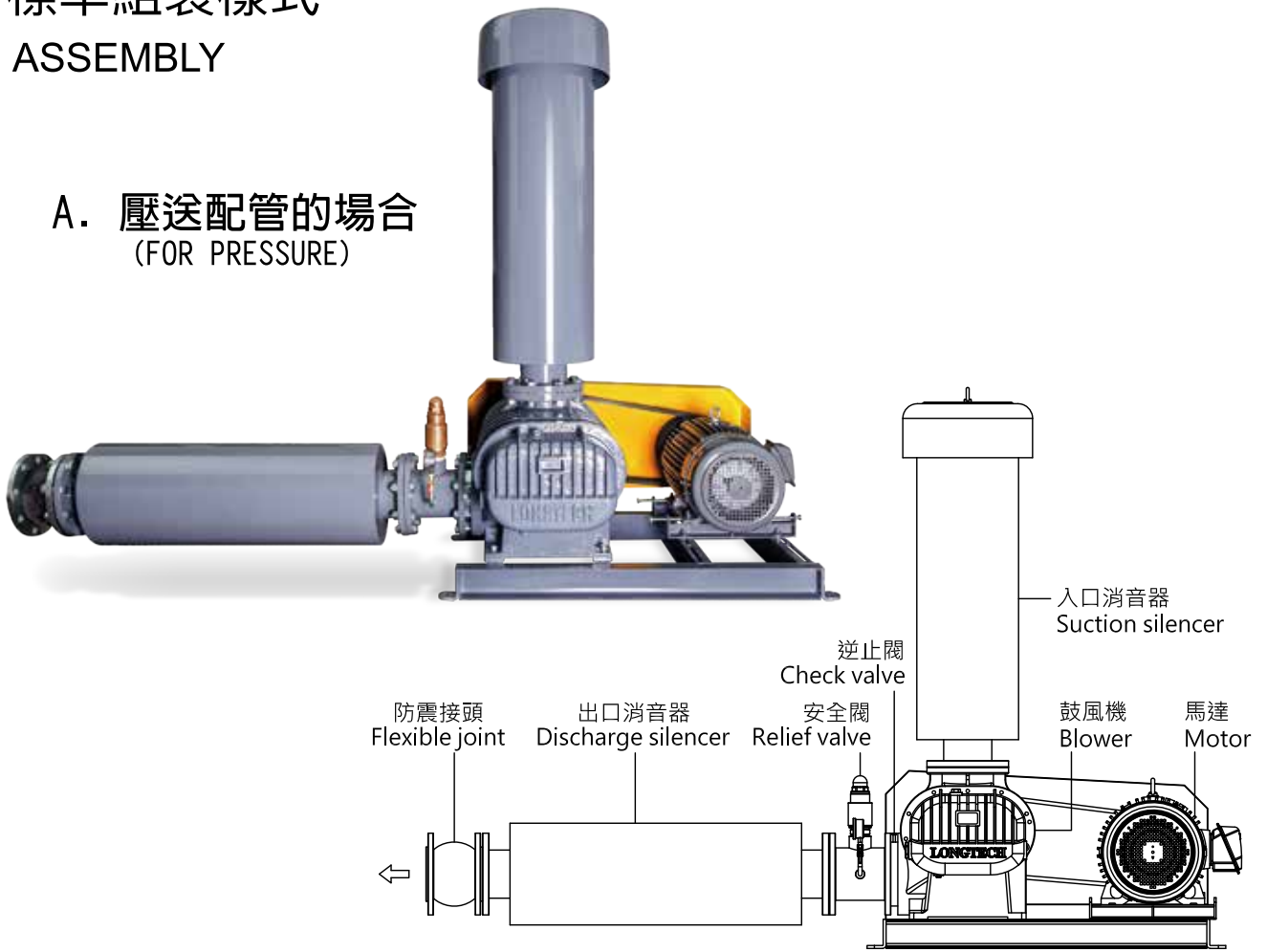
UNITS:mm

MODEL	A	B	C	D	E	F	G	H	J	K	L	M	N	P	R	S	T	Wt.(Kg)
LT-400	1061	1176	939	40	1620	930	60	35	26	1215	315	250	250	700	75	435	16	4650

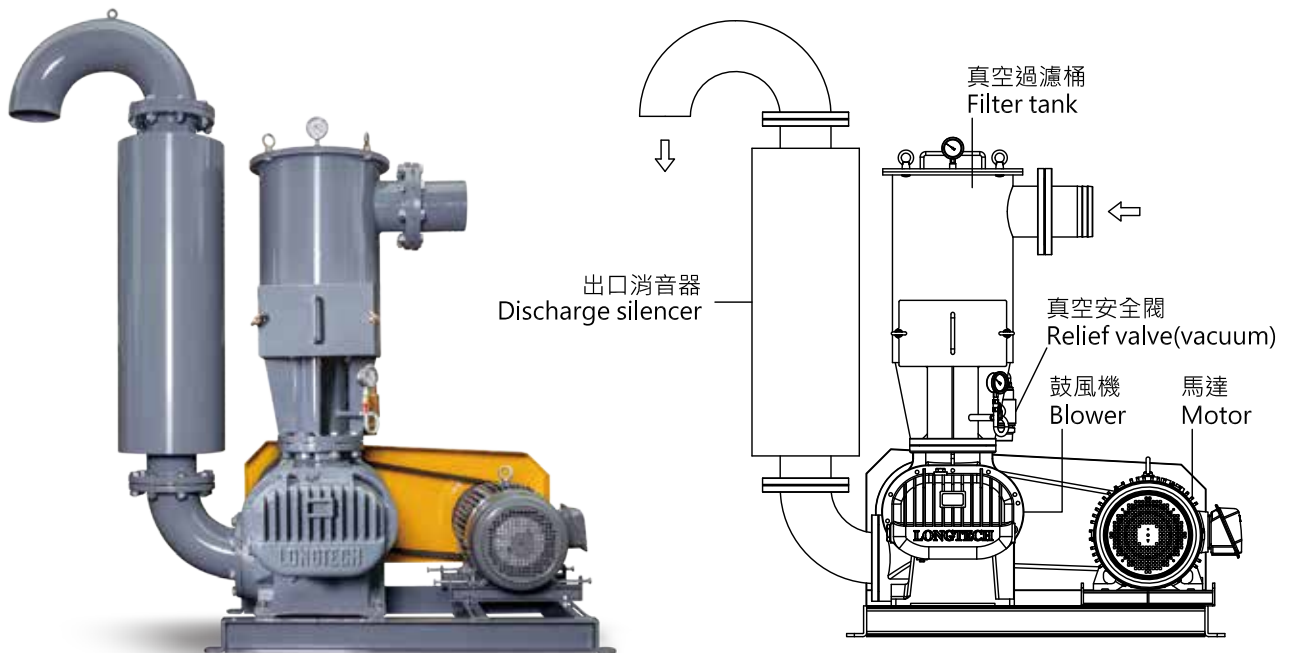
◆ 表列重量僅為主機重量 (WT.FOR MAIN BODY)

標準組裝樣式 ASSEMBLY

A. 壓送配管的場合 (FOR PRESSURE)

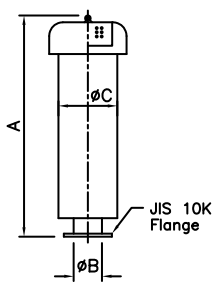


B. 真空配管的場合 (FOR VACUUM)



附屬配件 ACCESSORIES

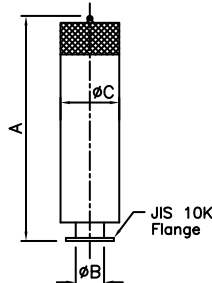
室外入口消音器 OUTDOOR SILENCER



UNITS : mm

MODEL	A	B	C	適用機型
O-050	682	50	165	LT-050
O-065	682	65	165	LT-065
O-080	782	80	216	LT-080
O-100	782	100	216	LT-100
O-125	1303	125	349	LT-125
O-150	1303	150	349	LT-150
O-200	2018	200	525	LT-200
O-250	2023	250	600	LT-250
O-300	2226	300	700	LT-300
O-350	2536	350	797	LT-350
O-400	2538	400	797	LT-400

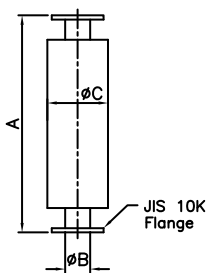
室內入口消音器 INDOOR SILENCER



UNITS : mm

MODEL	A	B	C	適用機型
I-050	680	50	165	LT-050
I-065	680	65	165	LT-065
I-080	784	80	216	LT-080
I-100	834	100	216	LT-100
I-125	1300	125	349	LT-125
I-150	1300	150	349	LT-150
I-200	2030	200	525	LT-200
I-250	2030	250	600	LT-250
I-300	2230	300	700	LT-300
I-350	2570	350	800	LT-350
I-400	2570	400	800	LT-400

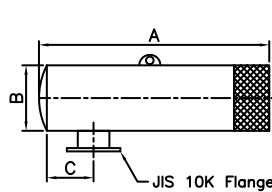
出口消音器 DISCHARGE SILENCER



UNITS : mm

MODEL	A	B	C	適用機型
D-050	657	50	165	LT-050
D-065	657	65	165	LT-065
D-080	757	80	216	LT-080
D-100	757	100	216	LT-100
D-125	1188	125	349	LT-125
D-150	1188	150	349	LT-150
D-200	1726	200	525	LT-200
D-250	1730	250	600	LT-250
D-300	1750	300	703	LT-300
D-350	2224	350	797	LT-350
D-400	2228	400	797	LT-400

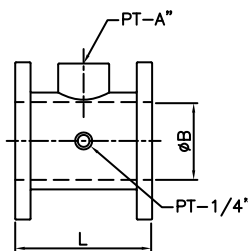
臥式室內入口消音器 HORIZONTAL SILENCER



UNITS : mm

MODEL	A	B	C	適用機型
RO-050	586	165	120	LT-050
RO-065	586	165	120	LT-065
RO-080	721	216	150	LT-080
RO-100	721	216	150	LT-100
RO-125	1228	351	250	LT-125
RO-150	1228	351	250	LT-150
RO-200	1866	528	400	LT-200
RO-250	1866	602	400	LT-250
RO-300	2076	706	400	LT-300
RO-350	2373	800	400	LT-350
RO-400	2371	800	400	LT-400

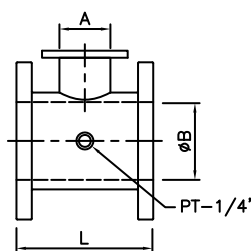
三通管 "T" JOINT



UNITS : mm

MODEL	A	B	L	適用機型
T-050	1.5"	50	150	LT-050
T-065	1.5"	65	150	LT-065
T-080	1.5"	80	165	LT-080
T-100	1.5"	100	165	LT-100
T-125	2"	125	205	LT-125
T-150	2"	150	210	LT-150
T-200	2"	200	265	LT-200

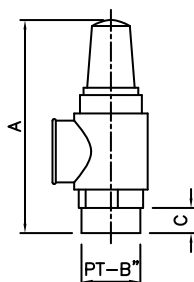
三通管 "T" JOINT



UNITS : mm

MODEL	A	B	L	適用機型
T-250	80	250	295	LT-250
T-300	80	300	350	LT-300
T-350	125	350	400	LT-350
T-400	125	400	500	LT-400

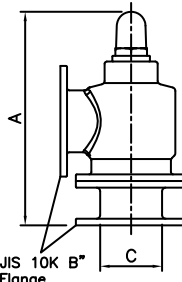
安全閥 RELIEF VALVE



UNITS : mm

MODEL	A	B	C	適用機型
R-038	176	1.5"	19	LT-050~100
R-050	232	2"	26	LT-125~200

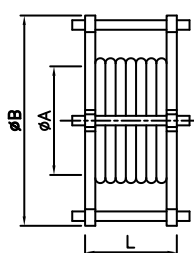
安全閥 RELIEF VALVE



UNITS : mm

MODEL	A	B	C	適用機型
R-080	500	3"	80	LT-250~300
R-125	670	5"	125	LT-350~400

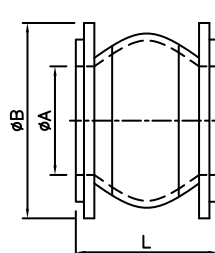
伸縮接頭 EXPANSION JOINT



UNITS : mm

MODEL	A	B	L	適用機型
JF-050	50	155	150	LT-050
JF-065	65	175	150	LT-065
JF-080	80	185	150	LT-080
JF-100	100	210	150	LT-100
JF-125	125	250	150	LT-125
JF-150	150	280	150	LT-150
JF-200	200	330	200	LT-200
JF-250	250	400	200	LT-250
JF-300	300	445	200	LT-300
JF-350	350	490	230	LT-350
JF-400	400	560	230	LT-400

防震接頭 FLEXIBLE JOINT

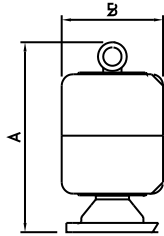


UNITS : mm

MODEL	A	B	L	適用機型
F-050	50	155	105	LT-050
F-065	65	175	115	LT-065
F-080	80	185	130	LT-080
F-100	100	210	135	LT-100
F-125	125	250	170	LT-125
F-150	150	280	180	LT-150
F-200	200	330	205	LT-200
F-250	250	400	240	LT-250
F-300	300	445	260	LT-300
F-350	350	490	265	LT-350
F-400	400	560	265	LT-400

附屬配件 ACCESSORIES

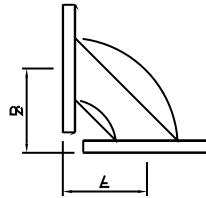
入口消音器 8SHORT SILEKOER



UKITS : RRRR

MODEL	△	□	適用機型
S-80	568	177	LT-80
S-86	568	177	LT-86

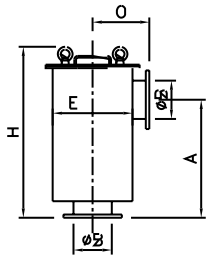
90°彎頭 90° ELBOW



UKITS : RRRR

MODEL	△	□	適用機型
HE-060	84	169	LT-060
HE-066	106	106	LT-066
HE-080	122	122	LT-080
HE-100	180	180	LT-100
HE-126	199	199	LT-126
HE-160	267	267	LT-160
HE-200	515	515	LT-200
HE-260	589	589	LT-260
HE-500	466	466	LT-500
HE-560	641	641	LT-560
HE-400	818	818	LT-400

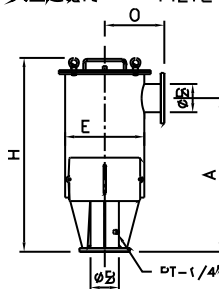
真空過濾筒 FILTER TANK



UKITS : RRRR

MODEL	△	□	O	E	H
S-060	695	60	184	218	667
S-066	696	66	186	218	669
S-080	480	80	226	265	679
S-100	480	100	210	265	679

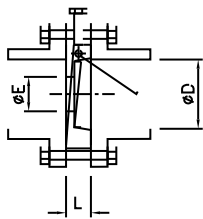
真空過濾筒 FILTER TANK



UKITS : RRRR

MODEL	△	□	O	E	H
S-126	768	126	298	692	968
S-160	780	160	298	692	980
S-200	920	200	670	492	1160
S-260	1092	260	646	492	1400
S-500	1200	500	420	612	1696
S-560	1298	560	616	777	1888
S-400	1298	400	616	777	1888

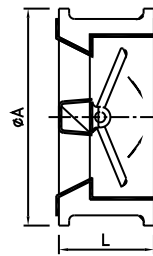
單瓣式逆止閥 ONEK VALVE



UKITS : RRRR

MODEL	D	E	L	適用機型
OY-060	60	50	18	LT-060
OY-066	66	46	18	LT-066
OY-080	80	66	18	LT-080
OY-100	100	70	18	LT-100
OY-126	126	90	21	LT-126
OY-160	160	110	22	LT-160
OY-200	200	140	28	LT-200
OY-260	260	190	28	LT-260

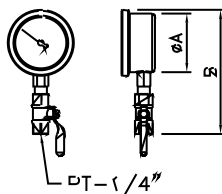
雙瓣式逆止閥 DUAL ONEK VALVE



UKITS : RRRR

MODEL	△	L	適用機型
DCV-200	270	127	LT-200
DCV-250	562	148	LT-260
DCV-300	577	181	LT-500
DCV-350	420	184	LT-560
DCV-400	485	191	LT-400

充油式壓力錶 LIQUID FILLED PRESSURE GAUGE

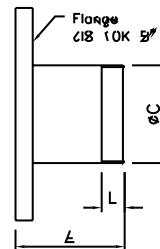


UKITS : RRRR

MODEL	△	□	適用機型
△O-△	85	129	LT-060~400

壓力範圍 V_B=0~0.09Hg, 0~1kg/cm²

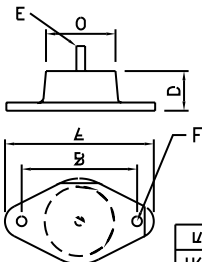
管接頭 TUBE COUPLER



UKITS : RRRR

MODEL	△	□	O	L	適用機型
V-060	96	2\"/>			

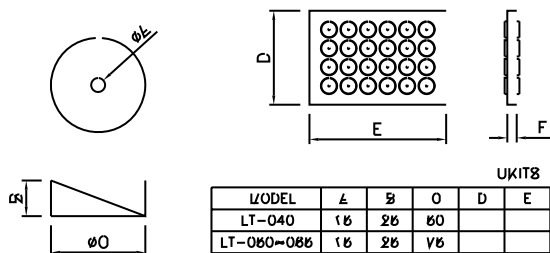
避震器 8SORBER



UKITS : RRRR

MODEL	△	□	O	D	E	F	適用範圍(Kg)
UC-200C	140	110	84	66	5/8\"/>		

避震墊 8SORBER



UKITS : RRRR

MODEL	△	□	O	D	E	F
LT-040	16	26	60			
LT-060~066	16	26	76			
LT-080~100	26	59	102			
LT-126~400			100	160	10	